JODI FIALA PORTFOLIO

INTERIOR DESIGN

Diploma of Interior Design
TAFE NSW Design Centre Enmore, 2024

Jodi Fiala

Greetings and welcome to my Diploma of Interior Design Graduate Portfolio. This is a selection of work I've completed while pursuing my studies at TAFENSW Design Centre Enmore. This exciting course started with a Certificate IV in Interior Decoration that enabled me to discover the styling tips and tricks needed to combine my passion for coastal life and its breezy freedom, into my designs. I adore creating coastal and natural interiors that produce a calm, comfortable and carefree environment for people to live in. Studying is never easy especially straight after the Pandemic! Over the past two years I have learnt how determination, personal commitment and dedication conquers all. As evidenced by my portfolio, my ability to create and design beautiful interiors has been a direct reward for my resilience.

Contents

01
Commercial
Natora Nexus
Boutique Hotel Tempe

02
Residential
9a Park Rd Marrickville

03
Residential
The MCM House

04
Commercial
82-84 George St Redfern

The Inner West of Sydney is home to the boutique hotel design project Natora Nexus, which aims to provide an enjoyable hotel experience that is both culturally immersing and environmentally conscientious. Inspired by the diverse Inner West and the spiritual creation journeys of Australian First Nations peoples, the design blends eco-friendly materials, Indigenous wisdom, and biophilic principles to create spaces that are both contemporary and meaningful. Three key areas make up the project: "The Gathering Place" (lobby), which is intended to serve as a communal entry that promotes connection and displays local art; "The Sanctuary of Stories" (guest rooms), which are intended to be restful, narrative spaces that combine comfort and cultural symbolism; and "Sacred Waters" (bathhouse), a peaceful wellness retreat inspired by traditional Aboriginal healing practices. Designed for "Reductionist" travellers looking for sensory experiences and a connection to the real world, The hotel redefines boutique hotels through combining design innovation, sustainability, and heritage into a holistic, and introspective journey.



838/840 PRINCES HIGHWAY, TEMPE NSW 2044

PROJECT 1 COMMERCIAL

NATORA NEXUS

JF Interior Designs

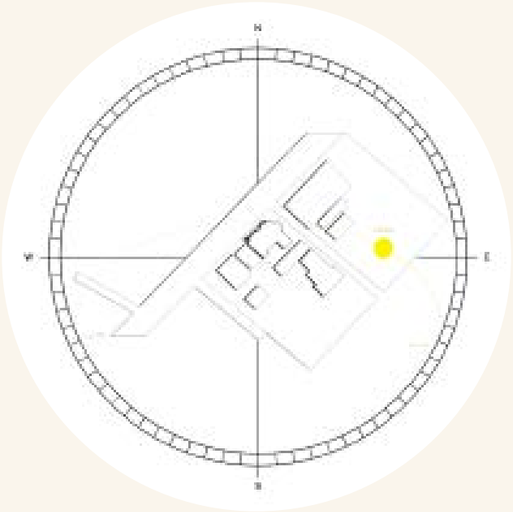

True north summer
sun and shade 9am

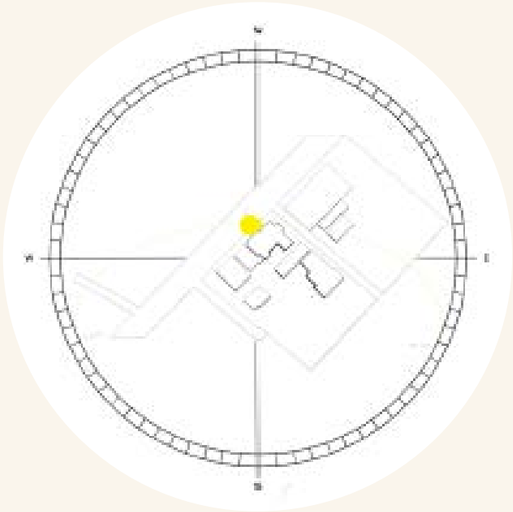

True north summer
sun and shade 12pm

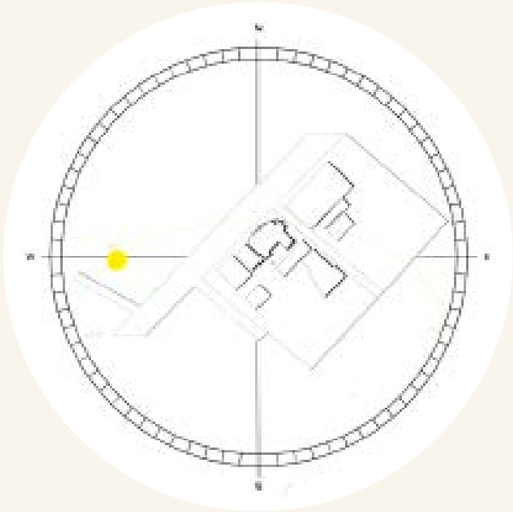

True north summer
sun and shade 3pm

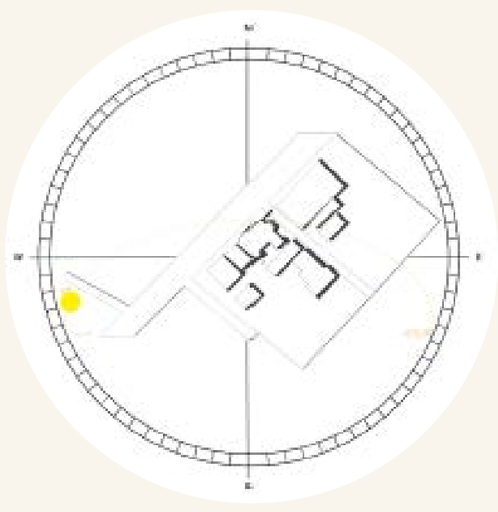

True north summer
sun and shade 5pm

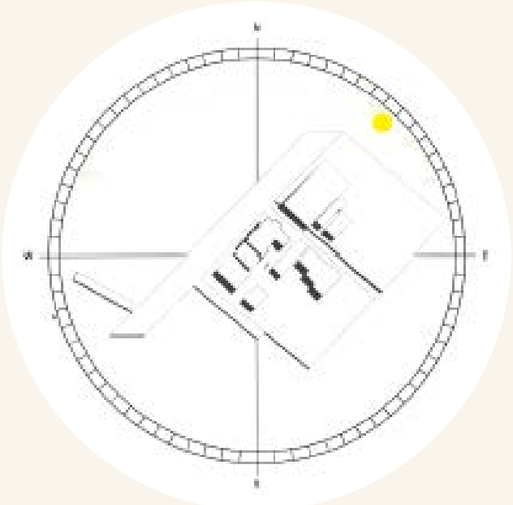

True north winter sun and
shade 9am

True north winter sun and
shade 12pm

True north winter sun and
shade 3pm

True north winter sun and
shade 5pm

SUN & SHADE PATH

PROJECT 1 COMMERCIAL

NATORA NEXUS

JF Interior Designs

LEGEND

Site -

Hot winds -

Cold winds-

Road -

Trees -

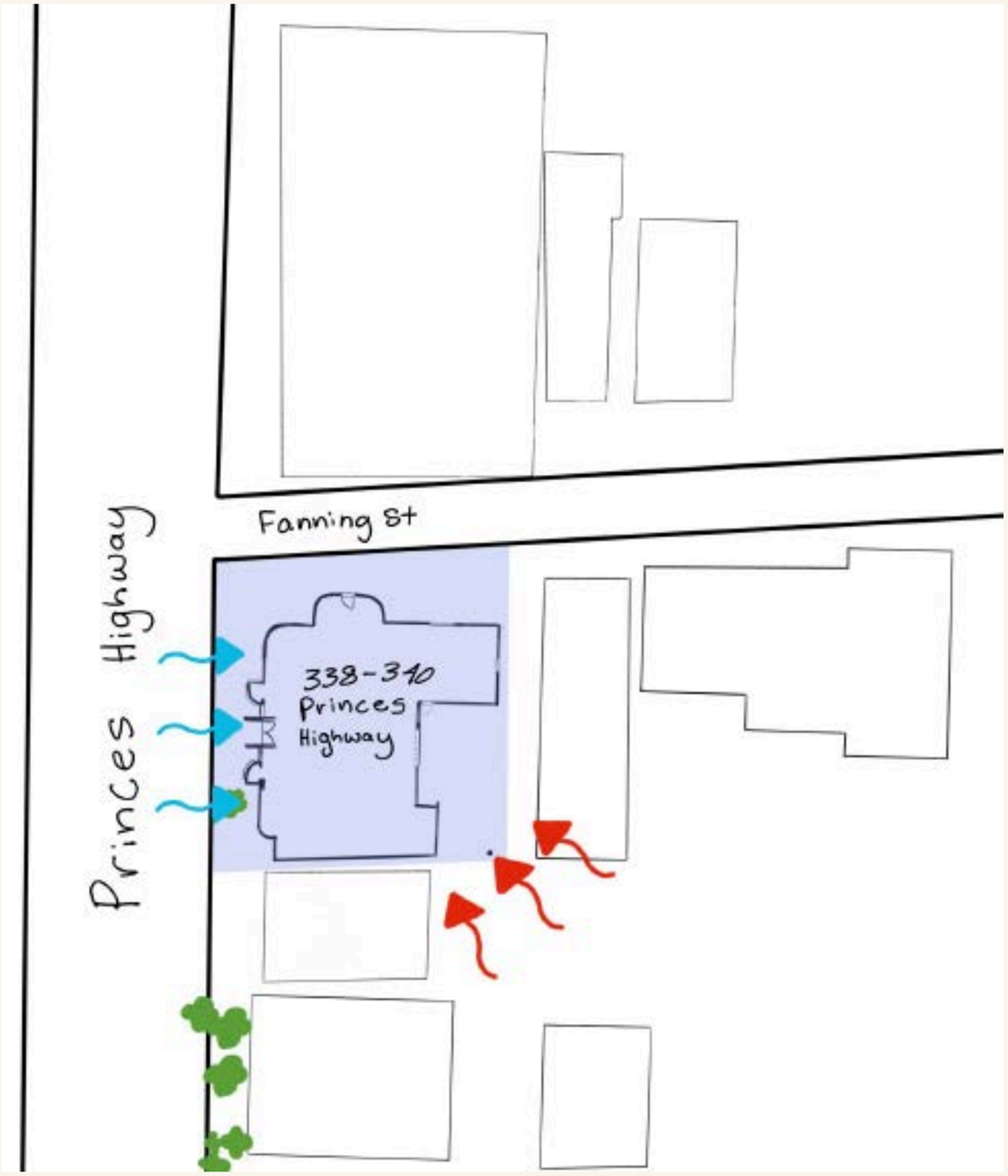

PROJECT 1 COMMERCIAL

NATORA NEXUS

JF Interior Designs

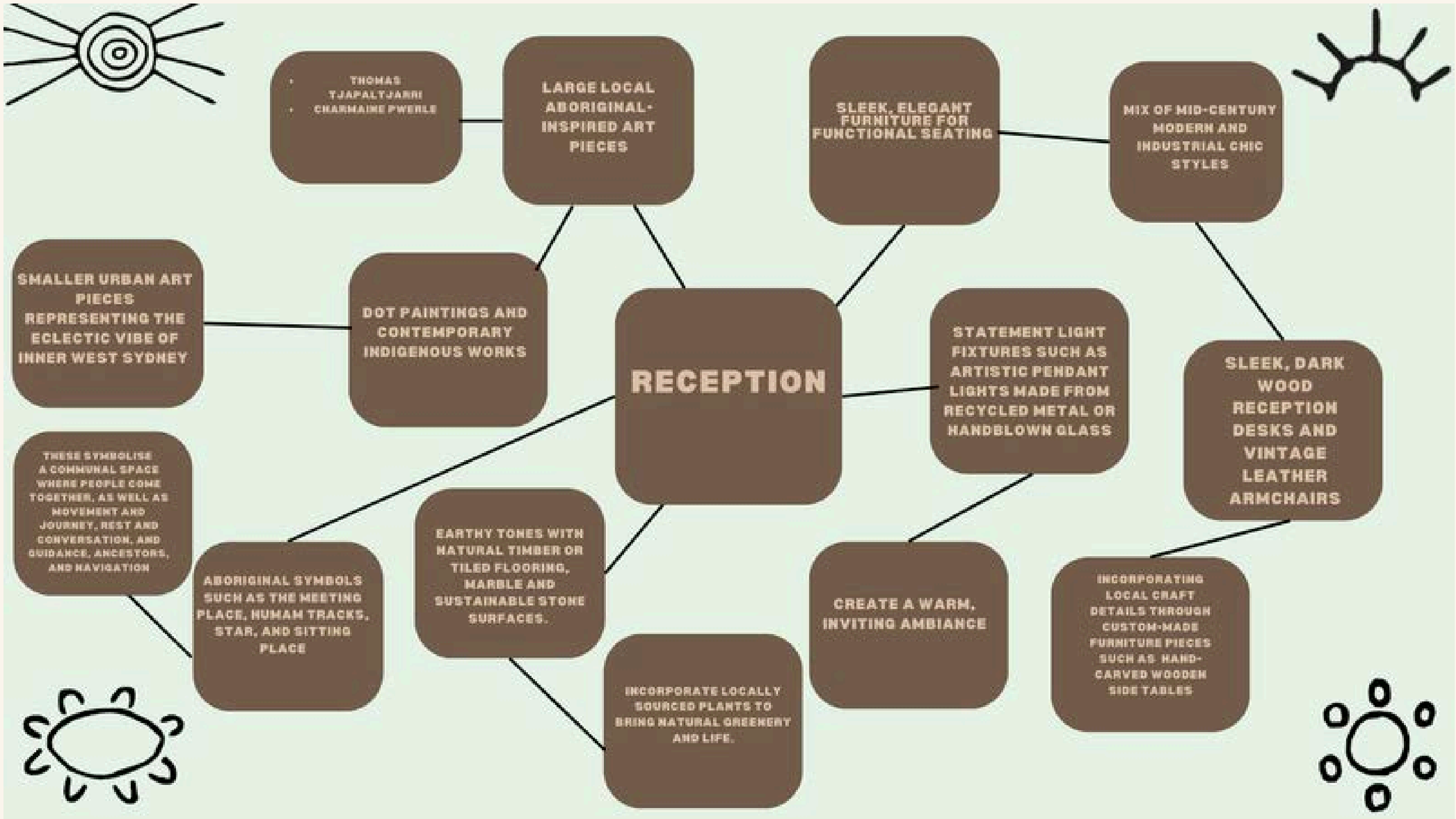

MIND MAP - HOTEL LOBBY RECEPTION

PROJECT 1 COMMERCIAL

NATORA NEXUS

JF Interior Designs

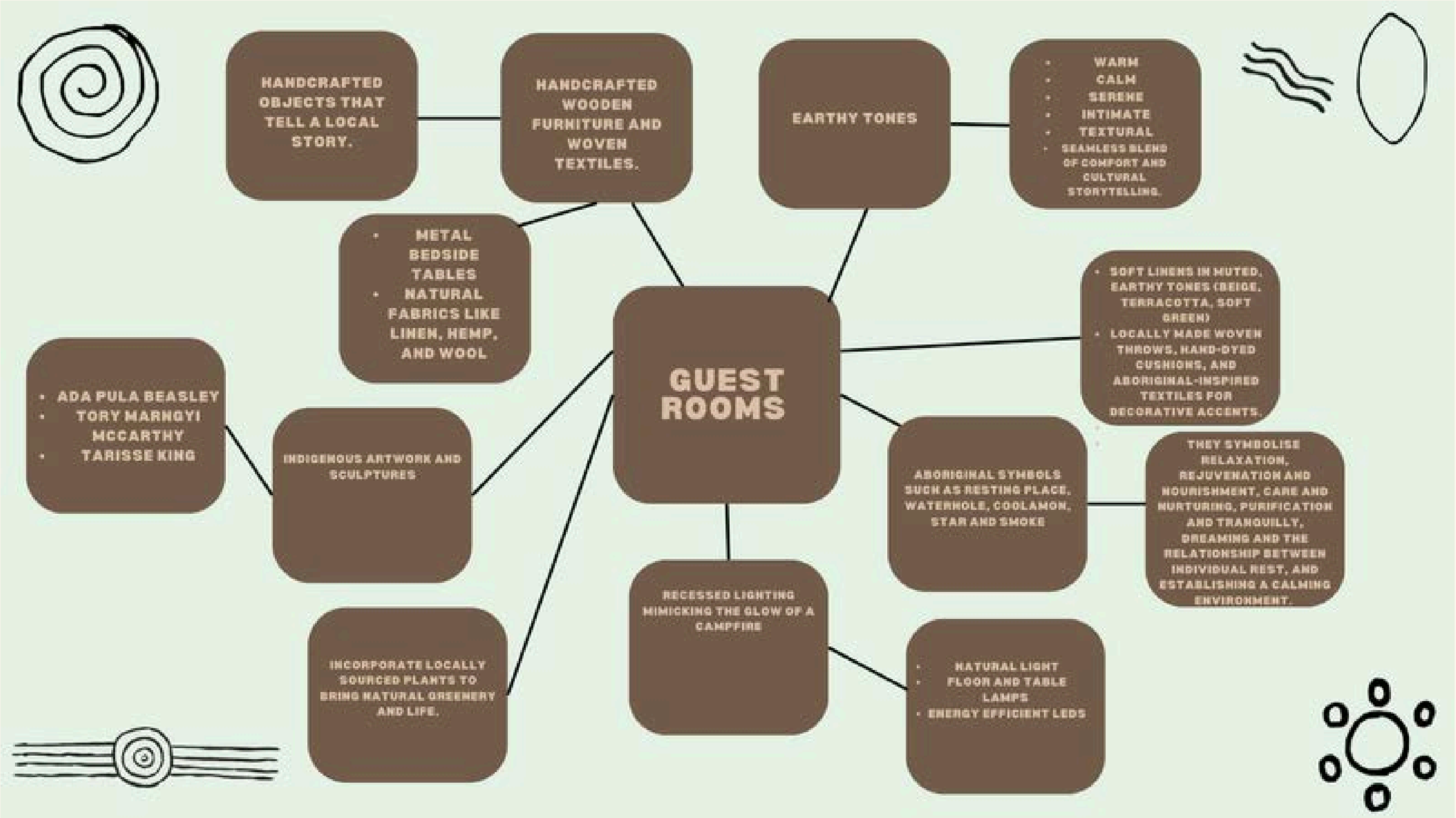

MIND MAP - GUESTROOMS

PROJECT 1 COMMERCIAL

NATORA NEXUS

JF Interior Designs

MIND MAP - BATHHOUSE

PROJECT 1 COMMERCIAL

NATORA NEXUS

JF Interior Designs



BRAND BOARD

PROJECT 1 COMMERCIAL

NATORA NEXUS

JF Interior Designs

Concept

The creation journey of our Australian First Nations ancestors is represented in many art forms by various symbols and motifs. These universal symbols are the inspiration for the space planning of 'Natora Nexus'. Colour and form throughout the hotel are used not just for aesthetics but to hold profound cultural and spiritual meaning as guests navigate a new cultural journey. Focusing on combining sustainable practises with the artistic flair of Sydney's Inner West to create a cultural journey around the hotel. Locally produced art, eco friendly materials, and the creation of private areas that promote introspection and interaction with culture and regional heritage are going to be highlighted throughout the design. However, cultural and comfort exploration are going to be prioritised in this holistic guest experience, which combines contemporary practility with heritage inspired features. The ultimate goal is to create a unique, unforgettable ambience while promoting sustainability, cultural enrichment, and a sense of local pride.



Aboriginal art symbols of the central desert.

Target market: The reductionist

“Reductionists are looking to re-establish IRL connections and communities with a more human touch. After embracing digital convenience and remote living during the pandemic, this cohort wants to reduce their screen time and rebuild their sense of community, valuing the tangible over the digital.”

Concept and target market relation:

- Spiritual and Cultural Bond - Reductionists Looking for Meaningful Experiences: My concept incorporates deeply spiritual symbols and motifs to highlight the creation journey of Australia's First Nations ancestors. In contrast to surface level, screen based interactions, this is in line with reductionists' wish to re engage with real-world experiences. In contrast to digital convenience, I'll provide visitors a meaningful, multisensory experience by immersing them in an area that communicates a cultural story
- Heritage & Tangibility - Reductionists Who Value the Real Over the Digital: Using Aboriginal symbolism, natural materials, and locally created art as a central component of the design, my hotel, 'Natora' Nexus, reflects reductionists' emphasis on concrete, real-world engagement. The hotel is more than simply a place to rest; it's a real, breathing cultural experience because to its emphasis on touch, texture, and engagement with heritage.
- Ethical & Sustainable Decisions - Reductionists Giving Authenticity Top Priority: Reductionists, who favour ethical consumption, will find my use of sustainable practices and eco friendly materials to be particularly appealing. I'm addressing their philosophy of deliberate, purposeful living by designing a hotel that has a minimal impact on the environment
- Private Spaces for Reflection - Reductionists Seeking Balance: Introspective spaces in my design let visitors take their time, think, and unplug from technology. Reductionists want to disengage from digital distractions and reestablish a meaningful, grounded sense of community. This is made possible by my hotel's thoughtful mix of private retreat areas and cultural immersion.
- Community & Interaction - Reductionists Rebuilding Real-Life Connections: Natora Nexus offers more than simply a place to stay; it creates an experience that promotes cultural enrichment and local pride. Reductionists are longing for genuine methods to interact with people, history, and Indigenous culture, and this is made possible by the incorporation of regional tradition, storytelling, and communal spaces.

Services
- Service Mapping
- Customer Service
- Touch Points (digital and analog)

Holistic Guest Experiences through Thoughtful Design and Interaction

Service Mapping: To guarantee flawless visitor experiences at every touchpoint, from arrival to departure, a thorough service journey is mapped. In order to maintain consistency with the hotel's cultural and sustainable themes, this entails recognising and attending to crucial moments like check-in, wellness activities, and customised in room experiences.

Customer Service: With a focus on guest connection and storytelling, the staff will be educated to provide outstanding, culturally sensitive, and individualised service. In order to strengthen the overall guest connection, staff members will serve as cultural ambassadors, imparting knowledge about the history and significance of the hotel's motifs, rituals, and sustainability practices.

Touch Points: The hotel's culture is meticulously reflected in the design of both digital and physical interactions. A harmonious balance between technology and human connection is ensured by analogue touch points such as immersive lobby designs, tangible storytelling materials in guest rooms, and personalised interactions with staff during wellness retreats or cultural events. Digital touch points contain online booking platforms and an app that offers interactive guides and storytelling content.

Space
- Zoning
- Customer Flow
- Interior Design

Zoning: Carefully arranging the hotel's spaces to provide unique settings for reflection, cultural interaction, and social interaction. Zones could include, for instance, private retreats, art-infused public places, eco-friendly rest areas, and narrative sanctuaries.

Customer Flow: Frictionless guest movement across the hotel, guaranteeing smooth transitions between areas. From the welcoming, community-focused entrance to the individualised private rooms and interactive areas, Flow is intended to foster a cultural trip. However, navigation enhances the experience by incorporating cultural symbols to discreetly direct movement.

Interior Design: Aesthetics influenced by Sydney's Inner West arts and the cultural themes of Australia's First Nations ancestors. The design creates a visually arresting yet sustainable ambience by fusing eco friendly materials with brilliant, meaningful colours. Every component tells a tale, combining functionality with features inspired by tradition to improve comfort and story immersion.

People
- Target customers
- Employees
- Partners
- Investors

Community of Contributors

Target market: Reductionists looking for real, physical contacts and cultural enrichment. In an effort to reestablish a connection with their community and culture, they prioritise sustainability, human interaction, and in person experiences over virtual ones.

Employees: a group of enthusiastic cultural representatives who have been taught to live up to the "Natora Nexus" ideal. They embrace narrative, sustainability, and great guest experiences while offering friendly, individualised service

Partners: Partnerships with regional craftspeople, cultural institutions, and environmentally conscious vendors. In order to give the hotel a genuine artistic flair, local tradition, and ecological solutions,

Investors: Forward thinking individuals who support Natora Nexus's objective of advancing innovation, sustainability, and legacy. They support creative efforts that encourage cultural pride and environmentally conscious behaviour.

Story
- Positioning
- Role
- Purpose

'The creation journey of Australian First Nations Ancestors'

Uses patterns and symbols to honour the rich legacy of Australia's First Nations ancestors. The design of Natora Nexus, a hotel experience rich in narrative, is guided by these universal symbols, where colour and form have profound cultural and spiritual significance.

Identity
- Naming
- Visual and verbal identity
- Sound and smell

Multi Sensory Heritage

Naming: Natora Nexus highlights the connection between nature, culture, and storytelling, accentuates the journey inspired by Australian First Nations symbols, and Sydney's Inner West artistry. The name conveys a feeling of location and cultural importance.

Visual and verbal Identity: A harmonious blend of cultural symbolism and evocative language. Earthy colours, colourful accents, and patterns influenced by First Nations culture are all used in the visual identity to foster a narrative and sustainable environment. Alongside this, the verbal identity invites guests into a heritage driven cultural and communal journey through the use of deliberate, narrative rich language signage, guides, and communication materials

Sound and smell: The spiritual and cultural ties to the land are strengthened by ambient sounds like native music, natural rhythms (birdsong, water movement), and carefully chosen scents like eucalyptus or native botanicals.

Channels
- Distribution
- Activities
- Events

Immersive Cultural Engagement

Distribution: Multiple platforms are used to enable this, guaranteeing visitors accessibility and connection. This is demonstrated by the fact that visitors can buy locally produced artwork, printed guides with the Aboriginal symbols, and eco friendly products that are all based on the hotel's narrative themes. Another can be bathhouse products like native oils, as well as travel size room scents that will be distributed throughout the guestrooms. All of these will be available onsite, enhancing the guests' experience of rest and renewal and enabling them to bring home tangible memories of their visit.

Activities: The curated activities will foster cultural connections while introducing visitors to sustainable and artistic practices. Storytelling sessions about First Nations artwork, sculptures, symbolism, and narratives will be the activities that take place. Offering unique bathhouse health rituals like 'The Kodo massage', a traditional oil massage with Aboriginal traditions that uses rhythmic ways to harmonise energy flow and encourage relaxation, is another option. Finally, there will be audio guided meditations featuring cultural motifs and storytelling books to enhance private moments and encourage a customised guest room experience.

Events: Natora Nexus will celebrate its ethos through community focused and heritage driven events, including storytelling evenings, where cultural ambassadors or First Nations elders will share stories, personal histories, or insights into the land's heritage; traditional oil health rituals like 'The Kodo massage', along with discussions on the cultural significance of this traditional oil health ritual; and, finally, guest rooms that can offer custom packages for special occasions, like storytelling nights where guests read or listen to carefully chosen cultural stories, like Aboriginal Dreamtime narratives, with thoughtful accents such as ambient lighting and native botanical scents.

Content
- Messaging themes
- Intellectual property (publications, models, design)
- Product and merchandising

Cultural Storytelling and Sustainable Creativity

Messaging themes: This include cultural heritage, sustainability, and community connection. The messaging emphasises Sydney's Inner West's creative flair, the incorporation of eco friendly practises, and the journey of First Nations Ancestors. The evocative, contemplative, and immersive tone encourages visitors to delve deeper into cultural ties.

Intellectual property (publications, models, design): The proprietary designs influenced by First Nations symbols and motifs are used throughout the hotel. The hotel's development process, sustainable practises, and cultural significance can be showcased through potential publications like a curated collection of stories, legends, and motifs from Australian First Nations heritage, guides about the Aboriginal symbols used throughout the hotel that describes their meanings, provenance, and relationship to cultural storytelling, books about local art collaborations, and insights into bathhouse rituals and self care practises inspired by local heritage. The eco conscious and heritage driven approach will also be reflected in interior designs and architectural models

Product and merchandising: This can include locally made items, such as bathhouse products like native oils, locally created artwork, printed guides of the Aboriginal symbols, and environmentally friendly items that draw inspiration from the hotel's architecture. These provide visitors with concrete recollections of their time at Natora Nexus

CONCEPTUAL FRAMEWORK OF NATORA NEXUS BOUTIQUE HOTEL

PROJECT 1 COMMERCIAL

NATORA NEXUS

JF Interior Designs

The 3D concept model is based off symbolism of the creation journey as it a contemporary reinterpretation of man, women and water as the elements of all relationships as we trace our human tracks. We live on this earth but only for a moment and this is my new cultural journey

3D CONCEPT MODEL - CULTURAL JOURNEY

PROJECT 1 COMMERCIAL

NATORA NEXUS

JF Interior Designs

OVERALL HOTEL CONCEPT

PROJECT 1 COMMERCIAL

NATORA NEXUS

JF Interior Designs

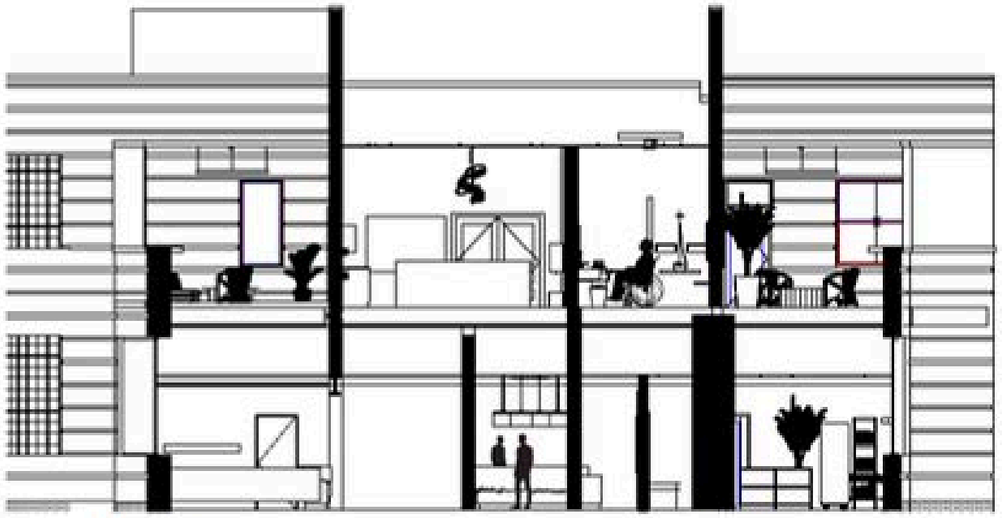

1 Section 1
1 : 100

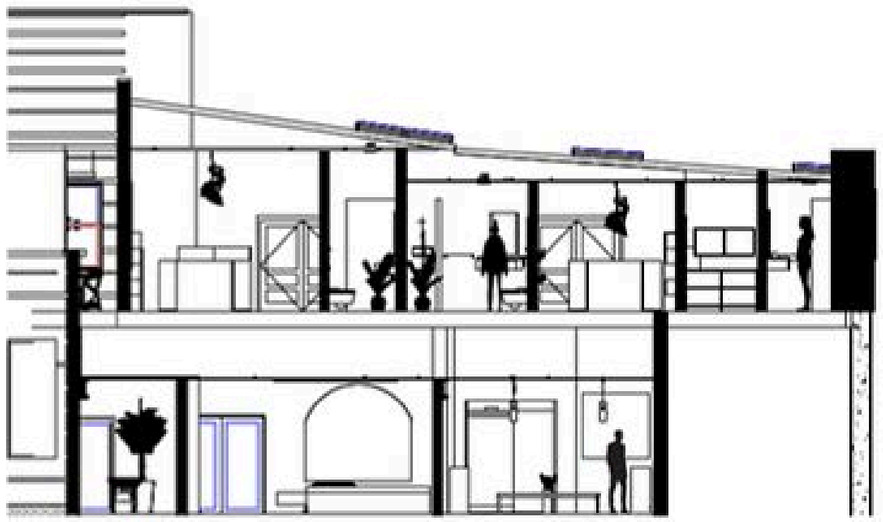

2 Section 2
1 : 100

838-840
PRINCES
HWY
TEMPE

Sections

Project number	Project Number	A101
Date	Issue Date	
Drawn by	Author	
Checked by	Checker	Scale 1 : 100

SECTIONS

PROJECT 1 COMMERCIAL

NATORA NEXUS

JF Interior Designs

Concept - Hotel Lobby

The Gathering Place - A warm cultural entryway that establishes the mood for the visitor experience.
This serves as the inspiration for the design as it's the idea of a community gathering spot that embodies the artistic and narrative spirit of the Inner West.

CONCEPT BOARD THE GATHERING SPACE - BRIEF 1
HOTEL LOBBY

PROJECT 1 COMMERCIAL
NATORA NEXUS

JF Interior Designs

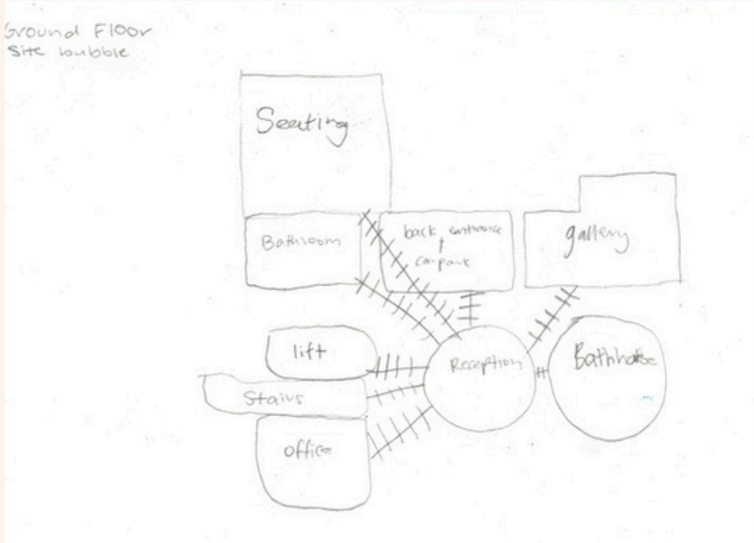

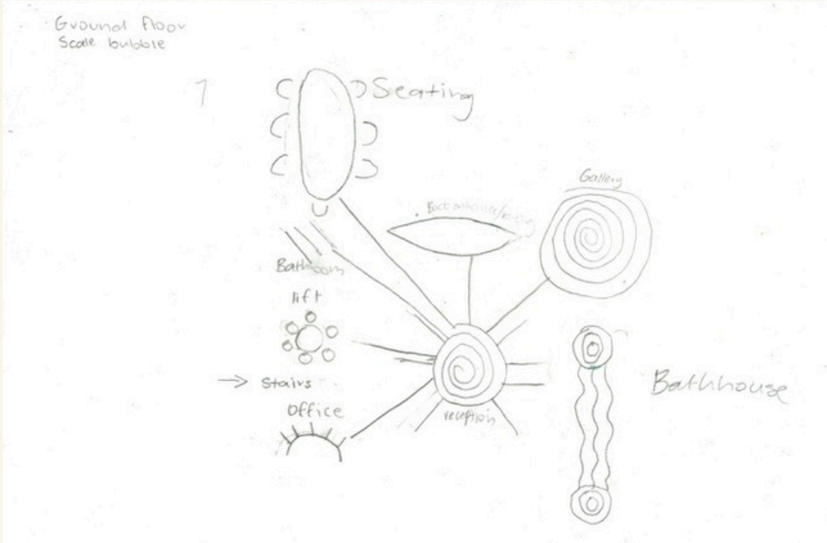

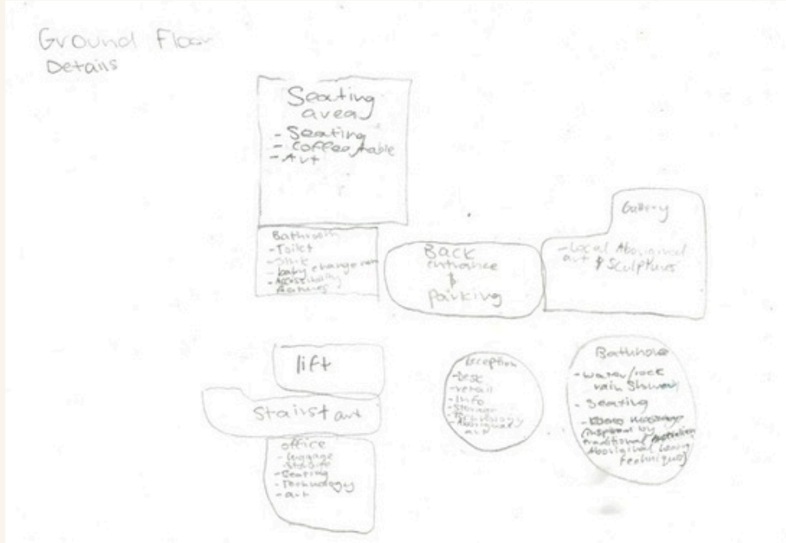

BUBBLE DIAGRAM - GROUND FLOOR

PROJECT 1 COMMERCIAL

NATORA NEXUS

JF Interior Designs



Ground Floor Lobby Reception Proposed

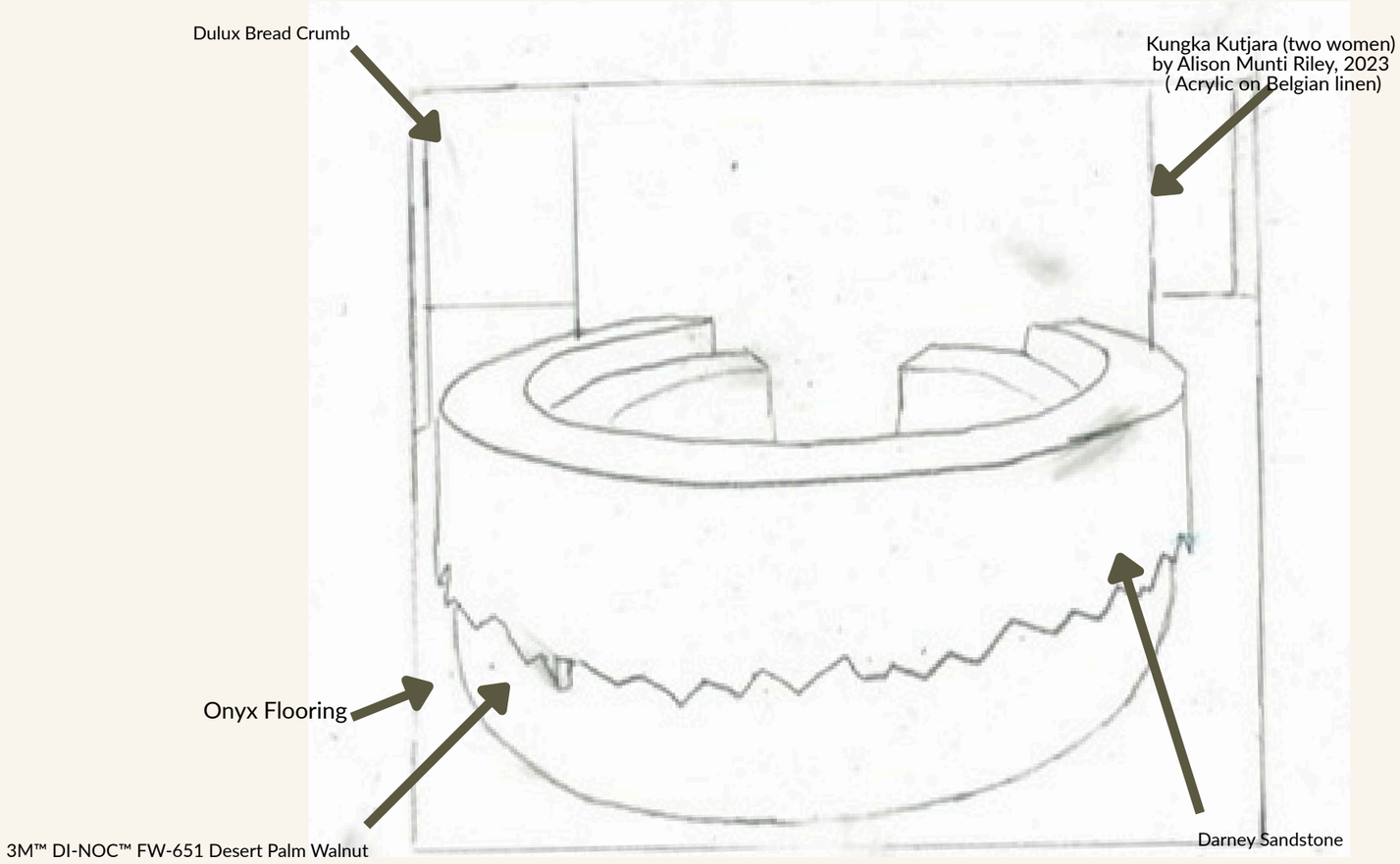

Ground Floor Lobby Reception Ideation

IDEATION & PROPOSED PLANS - BRIEF 1
HOTEL LOBBY

PROJECT 1 COMMERCIAL
NATORA NEXUS

JF Interior Designs



DIGITAL MATERIAL BOARD - BRIEF 1
HOTEL LOBBY

PROJECT 1 COMMERCIAL

NATORA NEXUS

JF Interior Designs

Item	Material	Name	Supplier	Application	Lead Time	Cost	Links to website	Notes (material choices,ergonomic considerations, and aesthetics)
	Wood/Veneer	3M™ Di-NOC™ FW-651 Desert Palm Walnut	Architectural finishes	Reception desk, office desk, Shelves, storage	4-16 weeks	POA	https://architecturalfinishes.vitrupp.com/products/3m-di-noc-fw-651-desert-palm-walnut/	Material Choice: a premium architectural vinyl finish that offers warmth and rich texture by imitating natural walnut. Ergonomic considerations: a smooth finish promotes hygienic practices and tactile comfort when applied to areas that are regularly touched, such as shelves and reception/office desks. Aesthetics: natural elements are reflected in the deep wood grain, creating a cozy, earthy ambience that is in line with Aboriginal storytelling traditions
	Northumberland sandstone	Dancy sandstone	Hutton Stone	Custom stone piece of reception desk	4-16 weeks	POA	https://www.huttonstone.co.uk/portfolio/dancy/	Material Choice: sturdy and classic, authentic natural stone was used for the custom reception desk detailing. Ergonomic considerations: provides a smooth, durable surface that is perfect for reception counters. It supports ergonomic comfort by providing pleasant touchpoints, thermal stability, and natural tones that lessen eye strain and improve the room's serene, inviting appearance. Aesthetics: geological connections to the country and landscape by providing a grounded, tactile contrast to the wood.
	Onyx	Onyx	Stone Contact	Reception Floor	4-16 weeks	POA	https://www.stonecontact.com/floor-delle-abalz14060	Material Choice: translucent, naturally patterned semi precious stone that represents depth and richness. Ergonomic Considerations: applied to floor to improve visual depth and reduce the chance of slippage. Aesthetic: adding richness and depth to flooring, its translucent appearance and natural veining make it visually attractive. Its earthy, warm hues complement cultural aesthetics, elevating the visual and sensory experience and fosters an elegant, narratively rich environment.
	Lightweight Concrete Copper	Ishino Side Table	Walter Knoll	Reception seating area	4-16 weeks	POA	https://www.walterknoll.de/en/products/tables/ishino-table	Material Choice: while the copper finish adds warmth and handmade richness, the concrete the base mimics the urban texture of Sydney's Inner West, expressing the multi layered cultural stories that characterise a community space. Ergonomic Choices: rounded shape minimizes bump risks. It's also compact and easily moveable, and ideal for adaptable communal layouts. Aesthetics: tactile and sculptured, offering a cultural reference to anchoring items utilised in gathering places.
	Cover material: Credo, Double stitch seam. Colour: Bitter Chocolate	Petit Repos	Vitra	Reception seating area	4-16 weeks	POA	https://www.vitra.com/en-au/product/detail/petit-repos	Material Choice: the upholstery is made of a luxurious, tactile fabric with earthy tones that promotes longevity. Ergonomic Considerations: it's perfect for reception/welcoming spaces, and these lounge chairs are made to support and relax posture. Aesthetics: contributes a warm, sophisticated touch to the space with its earthy tone and smooth texture, fostering a friendly and culturally grounded atmosphere.
	Acrylic on Belgian linen	Kwaja Kwijurs (two women) By Alicia Mooti Riley, 2023	This Is Aboriginal Art	Behind Reception Desk on wall	4-16 weeks	$3,950.00	https://thisisaboriginalart.com.au/shop/kwaja-kurjar-a-by-alicia-mooti-riley-2327/	Material Choice: longevity and vivid colour preservation are supported with traditional acrylic on fine linen. Ergonomic Considerations: positioned behind the reception desk at eye level for the best viewing and cultural interaction. Aesthetics: a richly narrative piece that serves as a cultural focal point, establishing First Nations storytelling as the space's foundation and fostering an emotional response from visitors.

FF&E SCHEDULE - BRIEF 1 HOTEL LOBBY

PROJECT 1 COMMERCIAL

NATORA NEXUS

JF Interior Designs

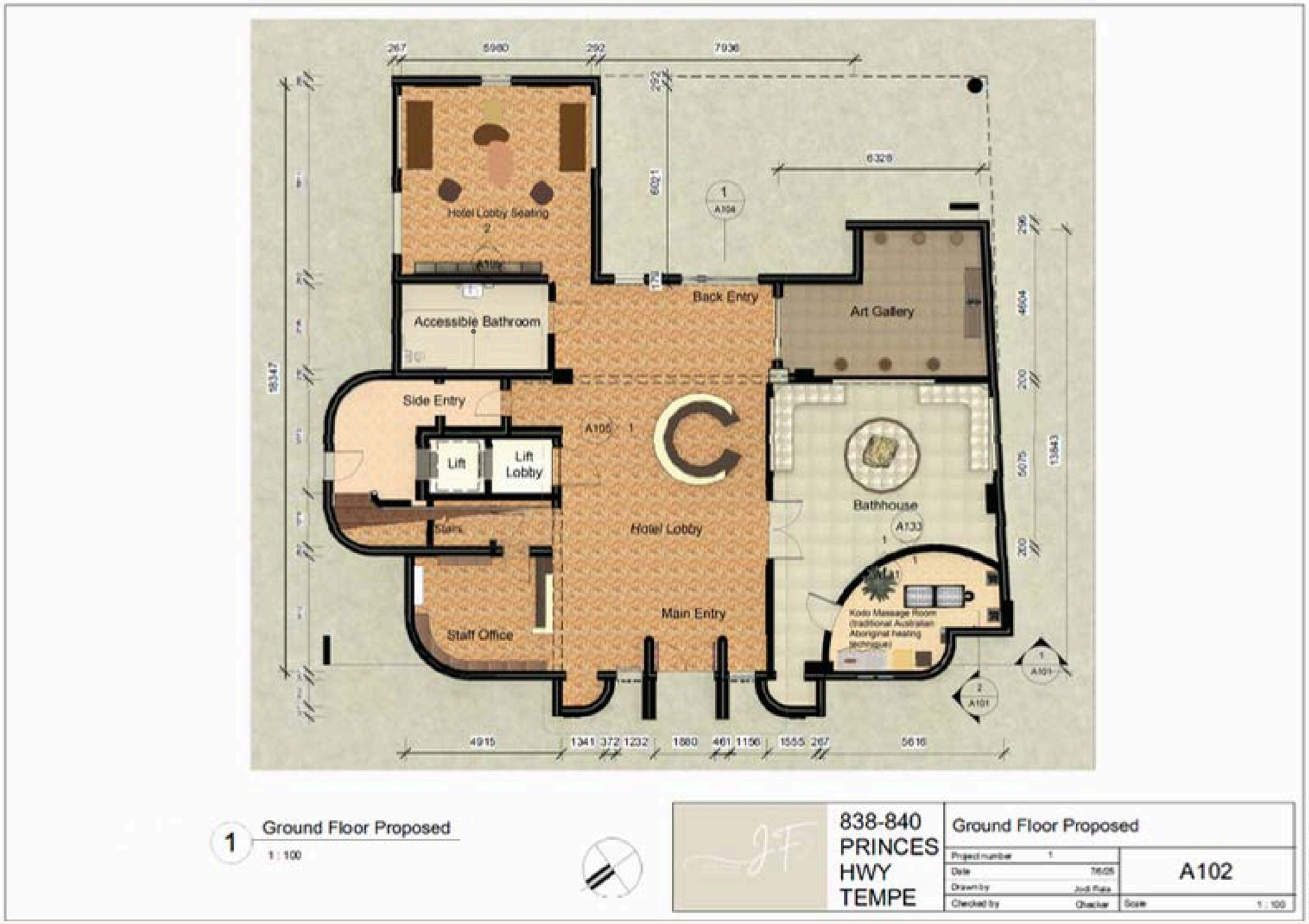

GROUND FLOOR PLAN PROPOSED - BRIEF 1
HOTEL LOBBY

PROJECT 1 COMMERCIAL
NATORA NEXUS

JF Interior Designs

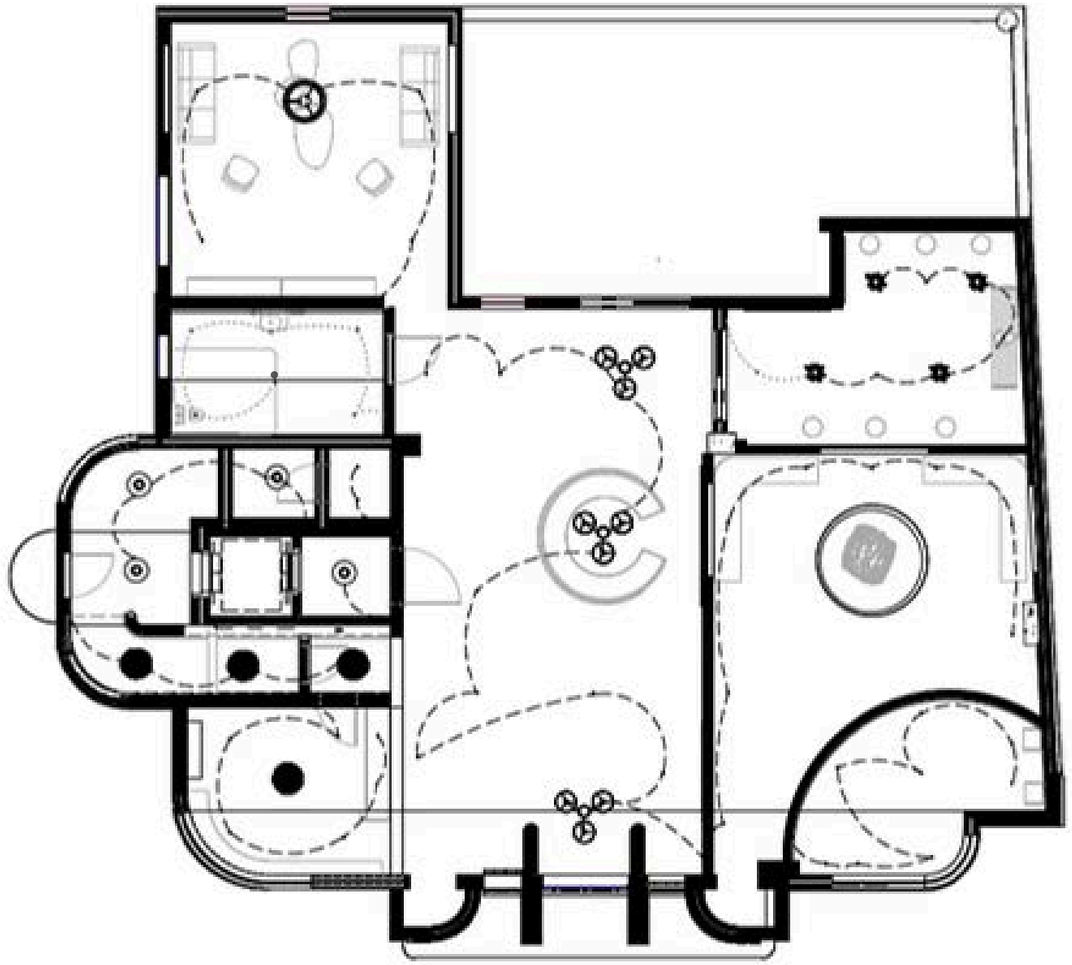

1 Ground Floor Ceiling Plan

1 : 100

838-840 PRINCES HWY TEMPE	Ground Floor Ceiling Plan		
	Project number	1	A103
	Date	7/6/23	
	Drawn by	Jodi Fiala	
	Checked by	Checker	Scale 1 : 100

CEILING PLAN GROUND FLOOR- BRIEF 1
HOTEL LOBBY

PROJECT 1 COMMERCIAL

NATORA NEXUS

JF Interior Designs

1 Hotel Lobby Reception Proposed
1 : 100

2 Hotel Lobby Seating Proposed
1 : 50

838-840 PRINCES HWY TEMPE	Hotel Lobby Proposed		
	Project number	1	A104
	Date	7/6/23	
	Drawn by	Jodi Fiala	
	Checked by	Checker	Scale As indicated

PROPOSED HOTEL LOBBY RECEPTION & SEATING - BRIEF 1 HOTEL LOBBY

PROJECT 1 COMMERCIAL

NATORA NEXUS

JF Interior Designs

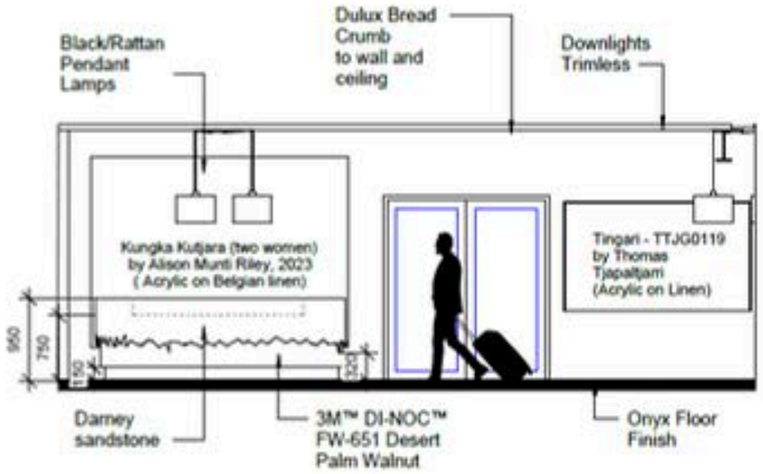

1 Hotel Lobby Reception Elevation
1 : 50

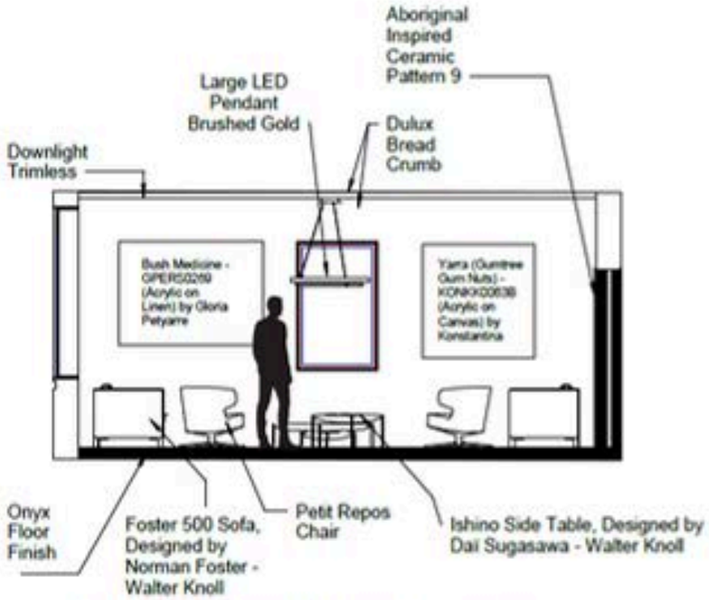

2 Hotel Lobby Reception Seating Elevation
1 : 50

838-840 PRINCES HWY TEMPE	Ground Floor Hotel Lobby Elevations		
	Project number	1	A105
	Date	7/6/23	
	Drawn by	Jodi Fiala	
	Checked by	Checker	Scale 1 : 50

GROUND FLOOR ELEVATIONS - BRIEF 1
HOTEL LOBBY

PROJECT 1 COMMERCIAL
NATORA NEXUS

JF Interior Designs

JF	838-840 PRINCES HWY TEMPE	Hotel Lobby Reception 3D Render 1	
		Project number 1	A106
		Date 7/6/23	
		Drawn by Jodi Fiala	
		Checked by Checker	Scale

7/06/2023 11:21:51 AM

HOTEL LOBBY RECEPTION 3D RENDER 1 - BRIEF 1
HOTEL LOBBY

PROJECT 1 COMMERCIAL
NATORA NEXUS

JF Interior Designs

JF	838-840 PRINCES HWY TEMPE	Hotel Lobby Reception 3D Render 2	
		Project number 1	A107
		Date 7/6/23	
		Drawn by Jodi Fuka	
		Checked by Checker	Scale

7/06/2023 11:24:23 AM

HOTEL LOBBY RECEPTION 3D RENDER 2 - BRIEF 1
HOTEL LOBBY

PROJECT 1 COMMERCIAL
NATORA NEXUS

JF Interior Designs



838-840 PRINCES HWY TEMPE	Hotel Lobby Seating 3D Render 3	
	Project number 1	A108
	Date 7/6/23	
	Drawn by Jodi Fala	
	Checked by Checker	Scale

HOTEL LOBBY RECEPTION SEATING AREA
3D RENDER 3 - BRIEF 1 HOTEL LOBBY

PROJECT 1 COMMERCIAL

NATORA NEXUS

JF Interior Designs

Concept - Guest Room
Sanctuary of Stories - A private haven that combines sustainability, narrative, and comfort. The idea is to create harmony between storytelling and minimalism, with each space representing a distinct story related to the land, the seasons, or culture symbols.

SANTURARY OF STORIES (GUESTROOM)
CONCEPT BOARD - BRIEF 2 GUEST ROOM

PROJECT 1 COMMERCIAL
NATORA NEXUS
JF Interior Designs

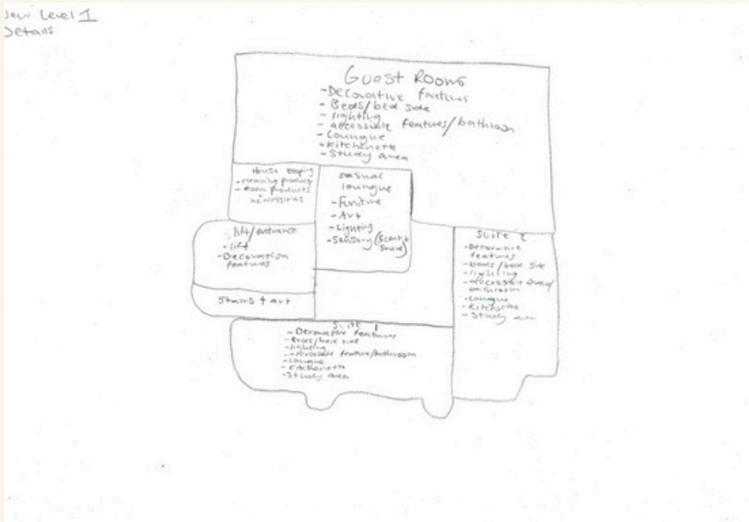

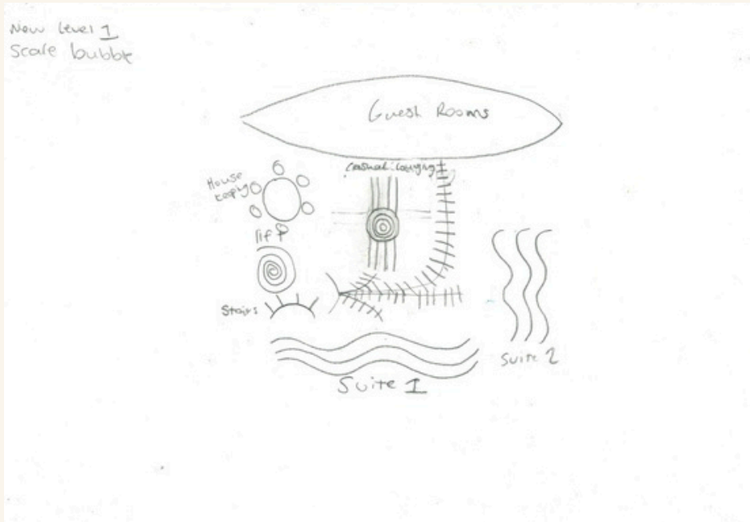

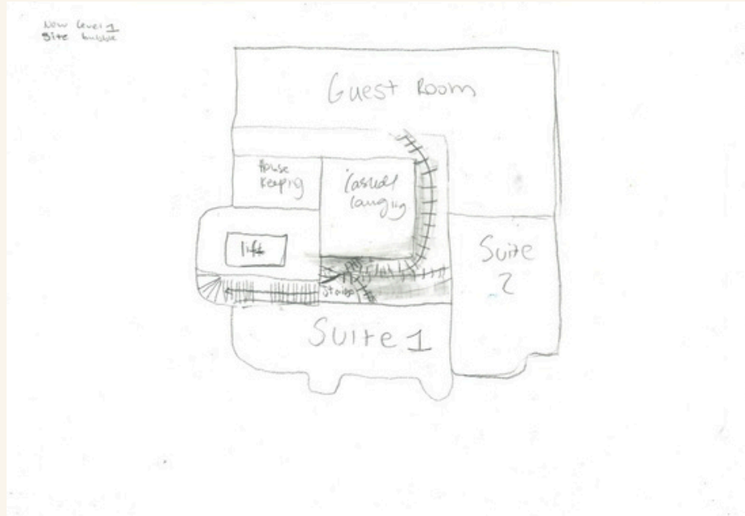

BUBBLE DIAGRAM LEVEL 1 - BRIEF 2
GUEST ROOMS

PROJECT 1 COMMERCIAL
NATORA NEXUS
JF Interior Designs

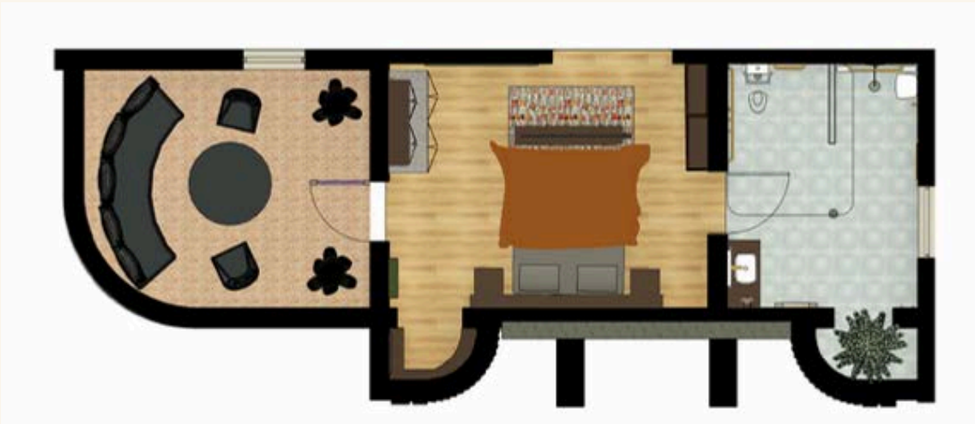

Level 1 Suite 1 Accessible Guest Room Proposed

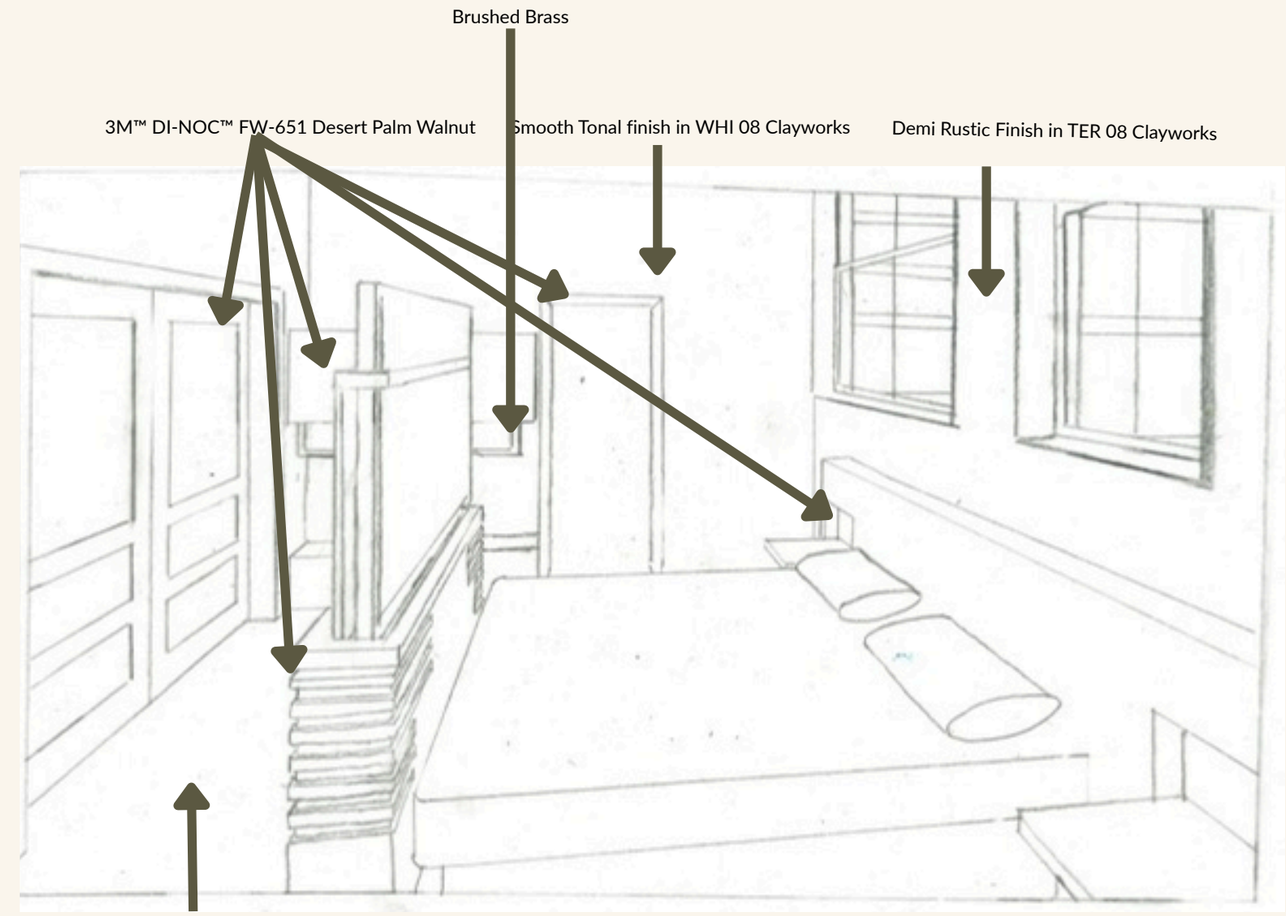

Blackbutt Hybrid Flooring, Premium SPC Flooring

Level 1 Suite 1 Accessible Guest Room Ideation

PROPOSED PLANS & IDEATION - BRIEF 2
GUEST ROOM

PROJECT 1 COMMERCIAL
NATORA NEXUS
JF Interior Designs



DIGITAL MATERIAL BOARD - BRIEF 2
GUEST ROOM

PROJECT 1 COMMERCIAL
NATORA NEXUS

JF Interior Designs

tem	Material	Name	Supplier	Applicatior	Lead Time	Cost	Link to website	Notes (material choices,ergonomic considerations, and aesthetics)
	Wood/Walnut	3M™ DI-NOC™ FW-651 Desert Palm Walnut	Architectural finishes	Kitchenette, BLUM wardrobe, shelves, bathroom vanities, doors, Bed, Cabinet	4-16 weeks	POA	https://architecturalfinishes.wrisupply.com/products/3m-di-noc-fw-651-desert-palm-walnut/	Material Choice: eco conscious design is reflected in this low-maintenance, environmentally friendly vinyl wood substitute. Ergonomic Considerations: applied to kitchenette, Blum Wardrobe,shelves, vanities and doors to improve functional access and guarantee smooth,safe surfaces. Aesthetics:replicates the grain of real wood, bringing warmth and organic colours that enhance the narrative of the place and the season without overpowering the minimal surroundings
	Acrylic on Canvas	My Country - APBAP1233606	Kate Owen Gallery	On wall in Aboriginal art/sculpture display area	4-16 weeks	$1,995.00	https://www.kateowengallery.com/artists/Ada993/Ada22651.htm	Material Choice: is durable and has vivid colour retention that's provided by lightweight acrylic on canvas, making it perfect for long term display in quiet, passive spaces. Ergonomic Considerations: positioned for easy viewing in quiet, private areas to promote introspection without causing visual strain. Aesthetics: This piece connects the viewer to the country by telling a distinctive land based story and adding emotional and cultural depth to the simple design
	Acrylic on Linen	Peppimenarti Hill - TMAG0019	Kate Owen Gallery	On wall in Aboriginal art/sculpture display area	4-16 weeks	$2,600.00	https://www.kateowengallery.com/artists/Tor1090/Tor22951.htm	Material Choice: in line with sustainability goals, a natural linen base improves texture and breathability while giving stories an organic feel. Ergonomic Considerations: it encourages peaceful reflection and is wall mounted to prevent interference with personal mobility space. Additionally, it is positioned for comfortable viewing in to encourage reflection without straining the eyes. Aesthetics: the artwork, which is earth-hued and textural, embodies the sanctuary's peaceful narrative (concept) ambience while grounding the space in ancestral connection and tranquilly.

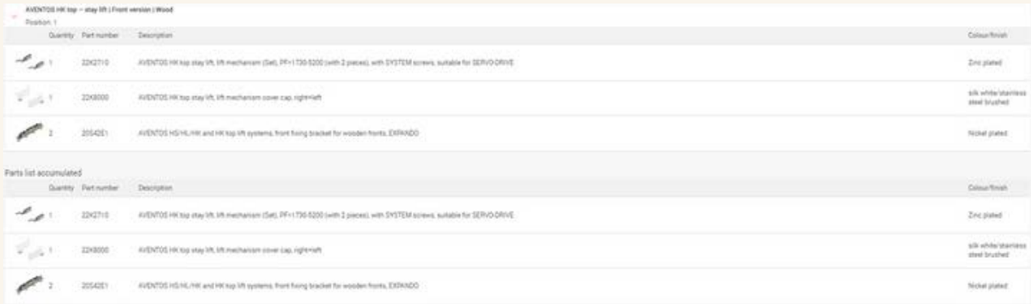

AVENTOS HK top – stay lift | Front version | Wood

Position 1

	Quantity	Part number	Description	Colour/finish
	1	22K2710	AVENTOS HK top stay lift, lift mechanism (Set), PF=1730-5200 (with 2 pieces), with SYSTEM screws, suitable for SERVO-DRIVE	Zinc plated
	1	22K8000	AVENTOS HK top stay lift, lift mechanism cover cap, right+left	silk white/stainless steel brushed
	2	20S4DE1	AVENTOS HS/HL/HK and HK top lift systems, front fixing bracket for wooden fronts, EXPANDO	Nickel plated

Parts list accumulated

	Quantity	Part number	Description	Colour/finish
	1	22K2710	AVENTOS HK top stay lift, lift mechanism (Set), PF=1730-5200 (with 2 pieces), with SYSTEM screws, suitable for SERVO-DRIVE	Zinc plated
	1	22K8000	AVENTOS HK top stay lift, lift mechanism cover cap, right+left	silk white/stainless steel brushed
	2	20S4DE1	AVENTOS HS/HL/HK and HK top lift systems, front fixing bracket for wooden fronts, EXPANDO	Nickel plated

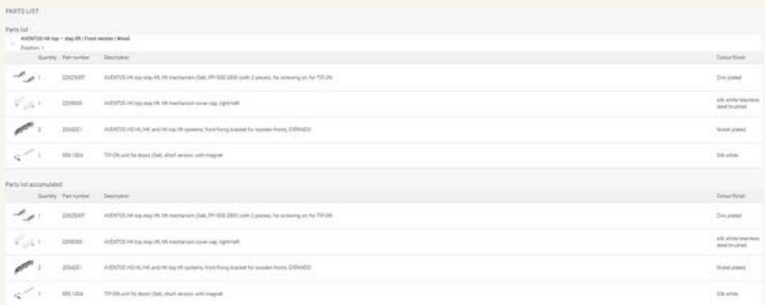

PARTS LIST

Parts list

AVENTOS HK top – stay lift | Front version | Wood

Position 1

	Quantity	Part number	Description	Colour/finish
	1	22K2507	AVENTOS HK top stay lift, lift mechanism (Set), PF=600-2000 (with 2 pieces), for screwing on, for TIP-ON	Zinc plated
	1	22K8000	AVENTOS HK top stay lift, lift mechanism cover cap, right+left	silk white/stainless steel brushed
	2	20S4DE1	AVENTOS HS/HL/HK and HK top lift systems, front fixing bracket for wooden fronts, EXPANDO	Nickel plated
	1	956.1204	TIP-ON unit for doors (Set), short version, with magnet	Silk white

Parts list accumulated

	Quantity	Part number	Description	Colour/finish
	1	22K2507	AVENTOS HK top stay lift, lift mechanism (Set), PF=600-2000 (with 2 pieces), for screwing on, for TIP-ON	Zinc plated
	1	22K8000	AVENTOS HK top stay lift, lift mechanism cover cap, right+left	silk white/stainless steel brushed
	2	20S4DE1	AVENTOS HS/HL/HK and HK top lift systems, front fixing bracket for wooden fronts, EXPANDO	Nickel plated
	1	956.1204	TIP-ON unit for doors (Set), short version, with magnet	Silk white

Lead Time	Link to website	Notes (material choices,ergonomic considerations, and aesthetics)
4-16 Weeks	https://www.blum.com/au/en/	AVENTOS HK top stay lift, lift mechanism (Set), PF=1730-5200 (with 2 pieces), with SYSTEM screws, suitable for SERVO-DRIVE Zinc plate: The Sanctuary of stories places a strong focus on quiet, effortless relaxation, and this zinc plated lift mechanism supports that goal with its long lasting durability and handle free operation. By removing visual clutter, it improves the minimalist look while letting the cabinetry disappear into the background and let the space's narrative take centre stage
4-16 Weeks	https://www.blum.com/au/en/	AVENTOS HK top stay lift, lift mechanism cover cap, right+left silk white/stainless steel brushed:these cover caps, which are made of brushed stainless steel and soft silk white, blend in with the spaces natural colours while shielding the lift mechanism. Their simple, understated style accentuates the tactile softness and visual serenity that characterise this quiet, healing sanctuary.
4-16 Weeks	https://www.blum.com/au/en/	AVENTOS HS/HL/HK and HK top lift systems, front fixing bracket for wooden fronts, EXPANDO Nickel plated: The nickel plated brackets facilitate smooth joinery and offer dependable strength for wooden cabinetry while remaining covertly concealed. Through their integration, furniture may operate naturally and preserve the simple lines that are indicative of the sanctuary's minimalist and narratively rich spatial concept.
4-16 Weeks	https://www.blum.com/au/en/	TIP-ON unit for doors (Set), short version, with magnet Silk white: This push to open magnetic unit, which is finished in silk white, eliminates the need for handles, keeping cabinets smooth and undisturbed. It reinforces a peaceful experience where each feature feels deliberate and subtle, and it fits in wonderfully with the space's emphasis on intuitive ergonomics and visual harmony.

BLUM PRODUCT FF&E
SCHEDULE - BRIEF 2
GUEST ROOM

PROJECT 1 COMMERCIAL
NATORA NEXUS
JF Interior Designs

LEVEL 1 PROPOSED - BRIEF 2
GUEST ROOM

PROJECT 1 COMMERCIAL
NATORA NEXUS

JF Interior Designs

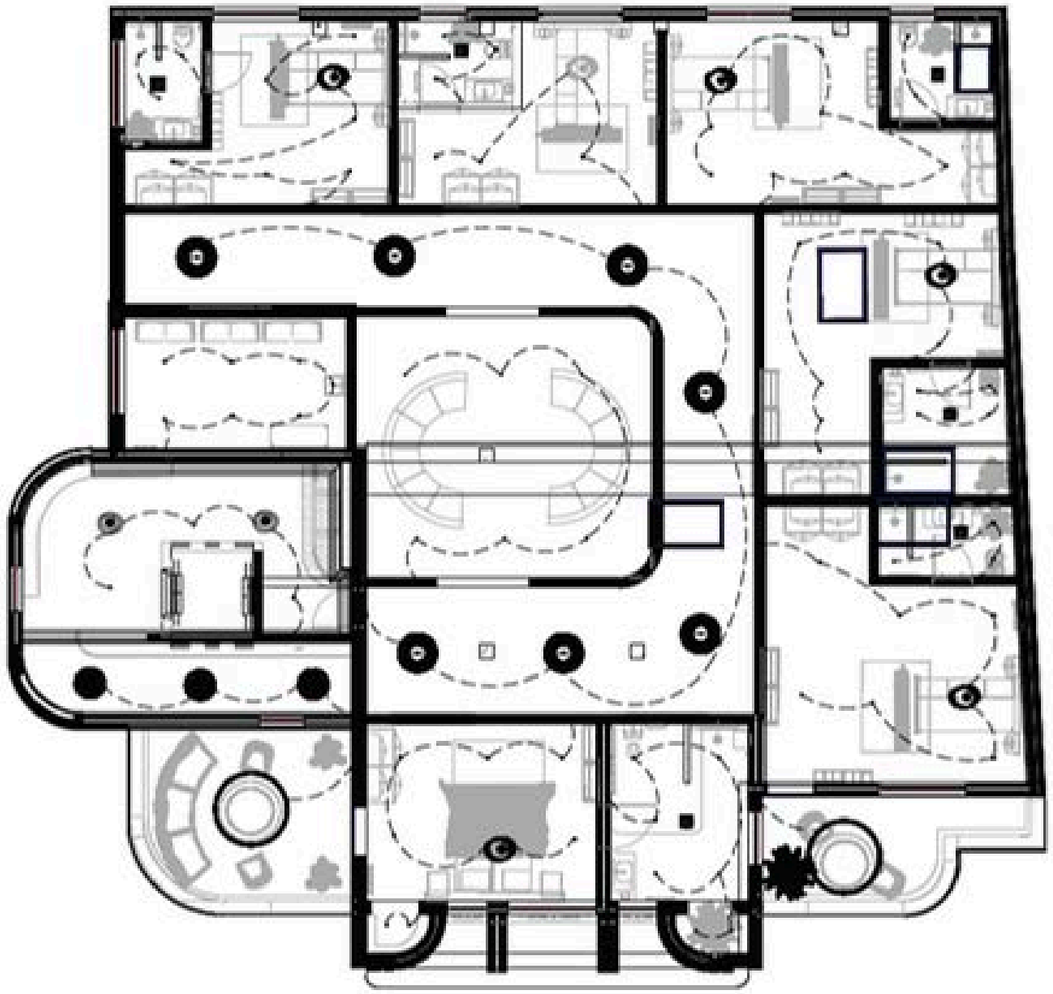

1 Level 1 Ceiling Plan
1 : 100

JF	838-840 PRINCES HWY TEMPE	Level 1 Ceiling Plan	
		Project number 1	A110
		Date 7/6/25	
		Drawn by Jodi Fiala	
		Checked by Checker	Scale 1 : 100

CEILING PLAN LEVEL 1 - BRIEF 2
GUEST ROOM

PROJECT 1 COMMERCIAL
NATORA NEXUS
JF Interior Designs

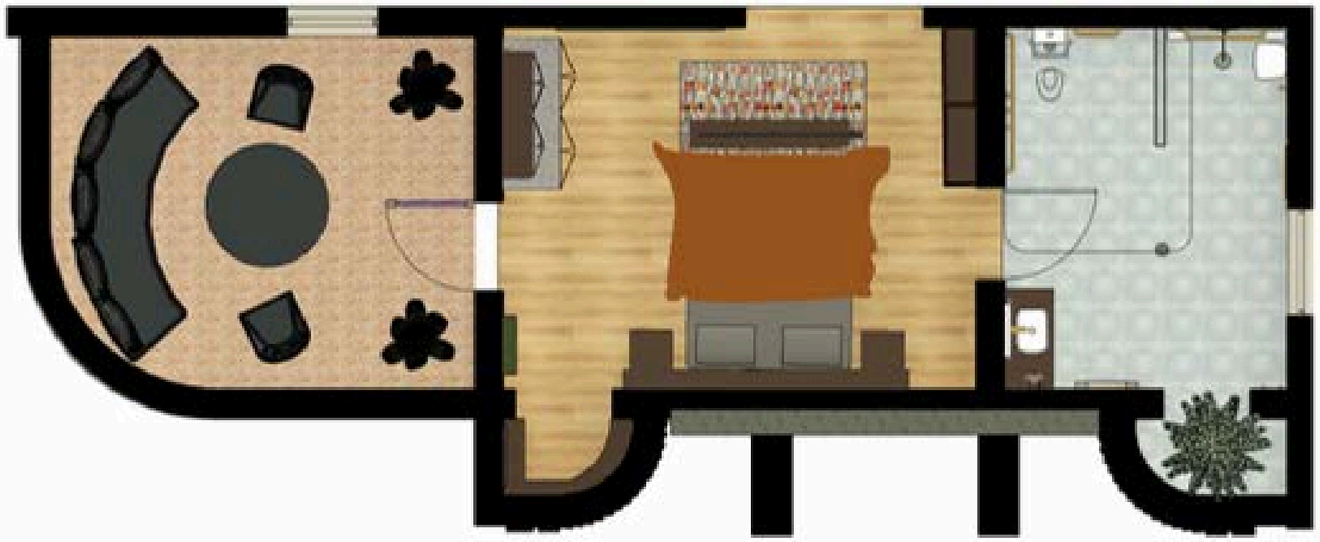

1 Level 1 Suite 1 Accessible Guest Room Proposed
1 : 50

838-840 PRINCES HWY TEMPE	Suite 1 Accessible Guest Room Proposed	
	Project number 1	A111
	Date 7/6/23	
	Drawn by Jodi Fala	
	Checked by Checker	Scale 1 : 50

PROPOSED LEVEL 1 SUITE 1 ACCESSIBLE GUEST ROOM PROPOSED - BRIEF 2 GUEST ROOM

PROJECT 1 COMMERCIAL

NATORA NEXUS

JF Interior Designs

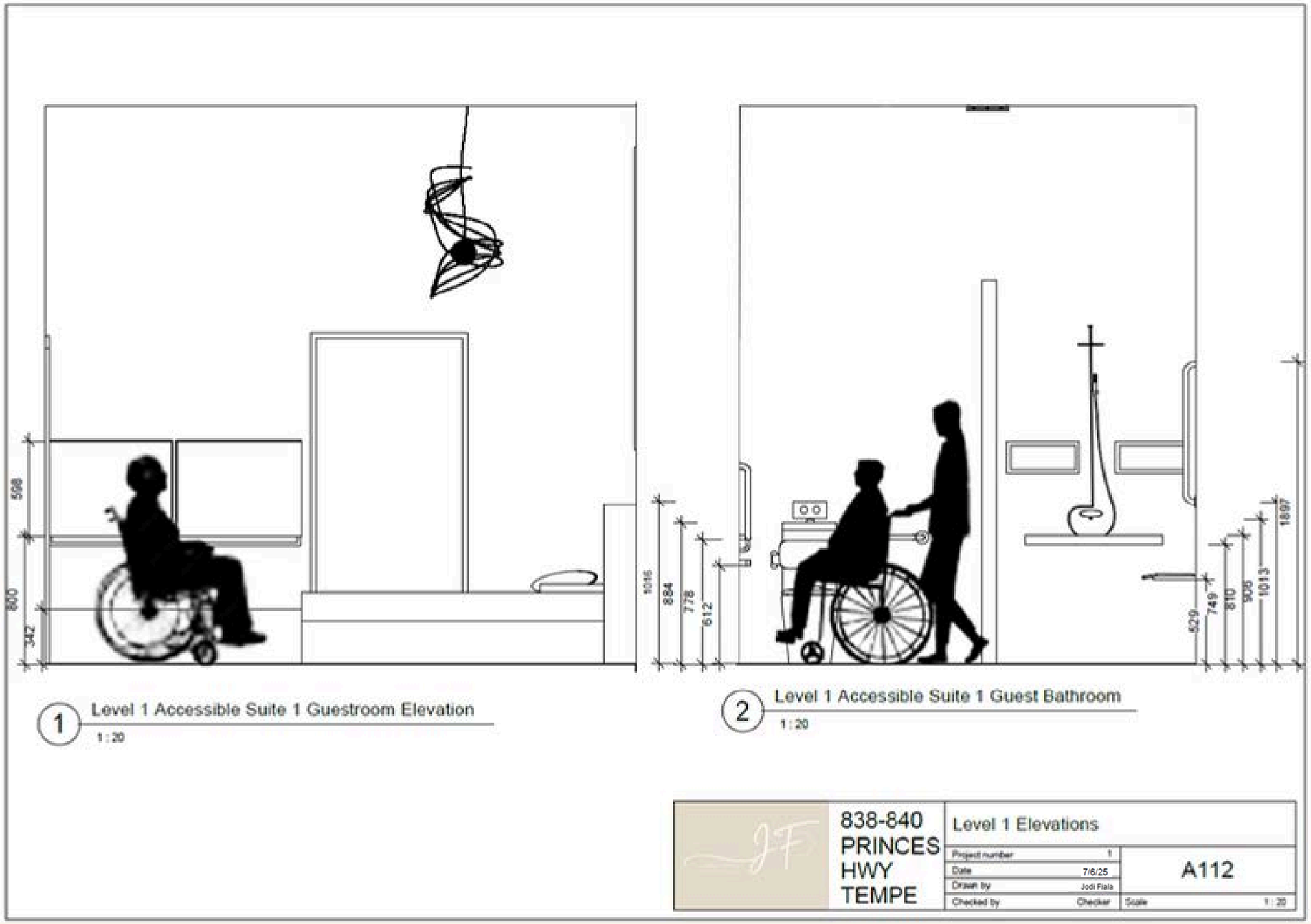

LEVEL 1 SUITE ACCESSIBLE GUEST ROOM ELEVATION - BRIEF 2 GUEST ROOM

PROJECT 1 COMMERCIAL

NATORA NEXUS

JF Interior Designs

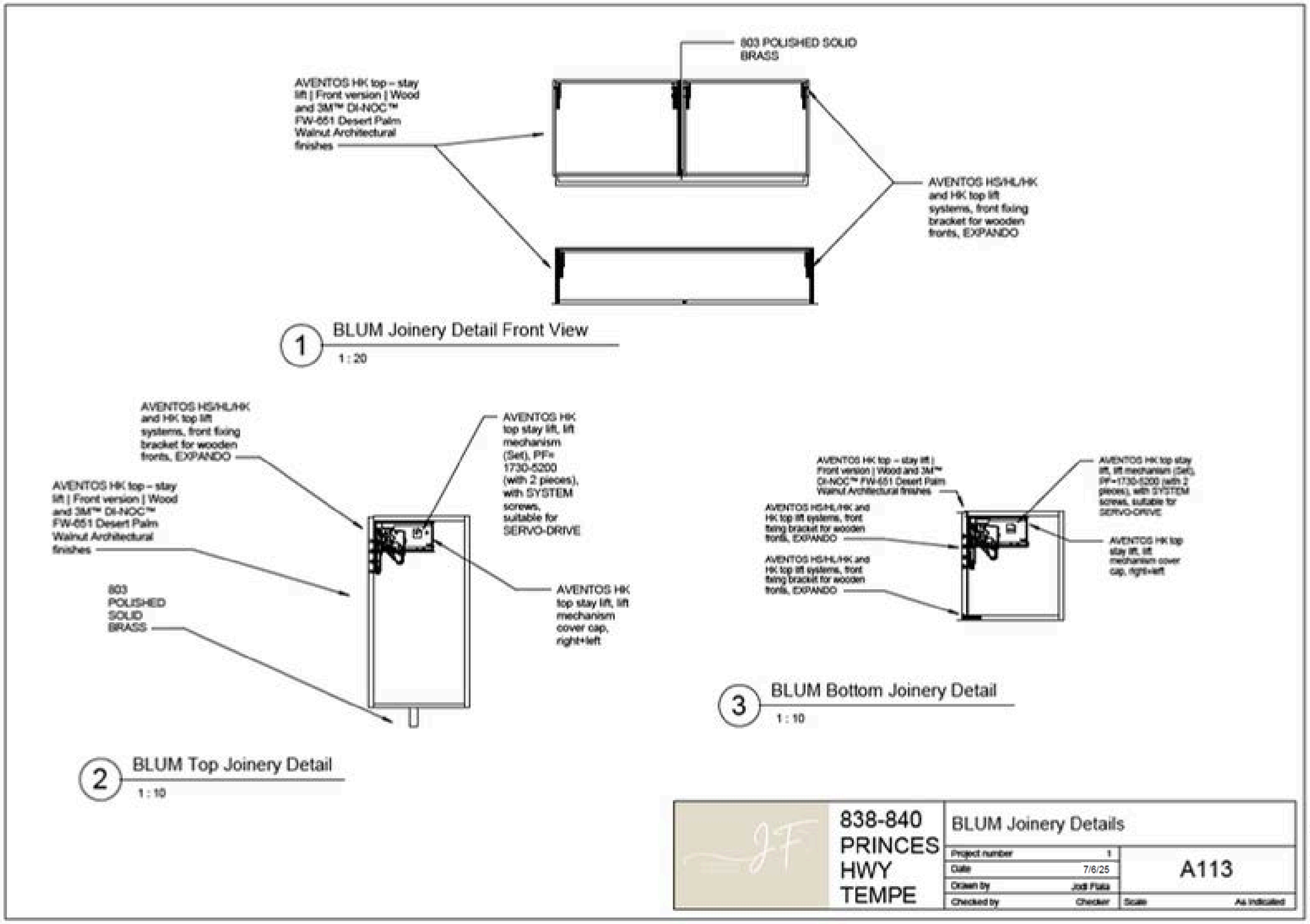

LEVEL 1 SUITE 1 ACCESSIBLE GUEST ROOM
BLUM JOINERY ELEVATION - BRIEF 2
GUEST ROOM

PROJECT 1 COMMERCIAL

NATORA NEXUS

JF Interior Designs



JF	838-840 PRINCES HWY TEMPE	Suite 1 Accessible Guest Room 3D Render 1	
		Project number 1	A114
		Date 7/6/25	
		Drawn by Jodi Fiala	
		Checked by Checker	Scale

SUITE 1 ACCESSIBLE GUEST ROOM 3D RENDER 1 - BRIEF 2 GUEST ROOM

PROJECT 1 COMMERCIAL

NATORA NEXUS

JF Interior Designs



838-840 PRINCES HWY TEMPE	Suite 1 Accessible Guest Room 3D Render 2		
	Project number	1	A115
	Date	7/8/25	
	Drawn by	Jodi Fiala	
	Checked by	Checker	Scale

SUITE 1 ACCESSIBLE GUEST ROOM 3D RENDER 2 - BRIEF 2 GUEST ROOM

PROJECT 1 COMMERCIAL

NATORA NEXUS

JF Interior Designs

JF	838-840 PRINCES HWY TEMPE	Suite 1 Accessible Guest Room 3D Render 3	
		Project number 1	A116
		Date 7/6/25	
		Drawn by Jodi Fiala	
		Checked by Checker	Scale

SUITE 1 ACCESSIBLE GUEST ROOM 3D RENDER 3 - BRIEF 2 GUEST ROOM

PROJECT 1 COMMERCIAL

NATORA NEXUS

JF Interior Designs

Concept - Bathhouse

Sacred Waters - A peaceful retreat influenced by the spiritual significance of water and traditional healing. The idea is inspired by regional and Aboriginal healing customs, which emphasise water as a purifying and spiritual component.

SACRED WATER (BATHHOUSE) CONCEPT BOARD - BRIEF 3 BATHHOUSE

PROJECT 1 COMMERCIAL
NATORA NEXUS
JF Interior Designs

Bathhouse Proposed

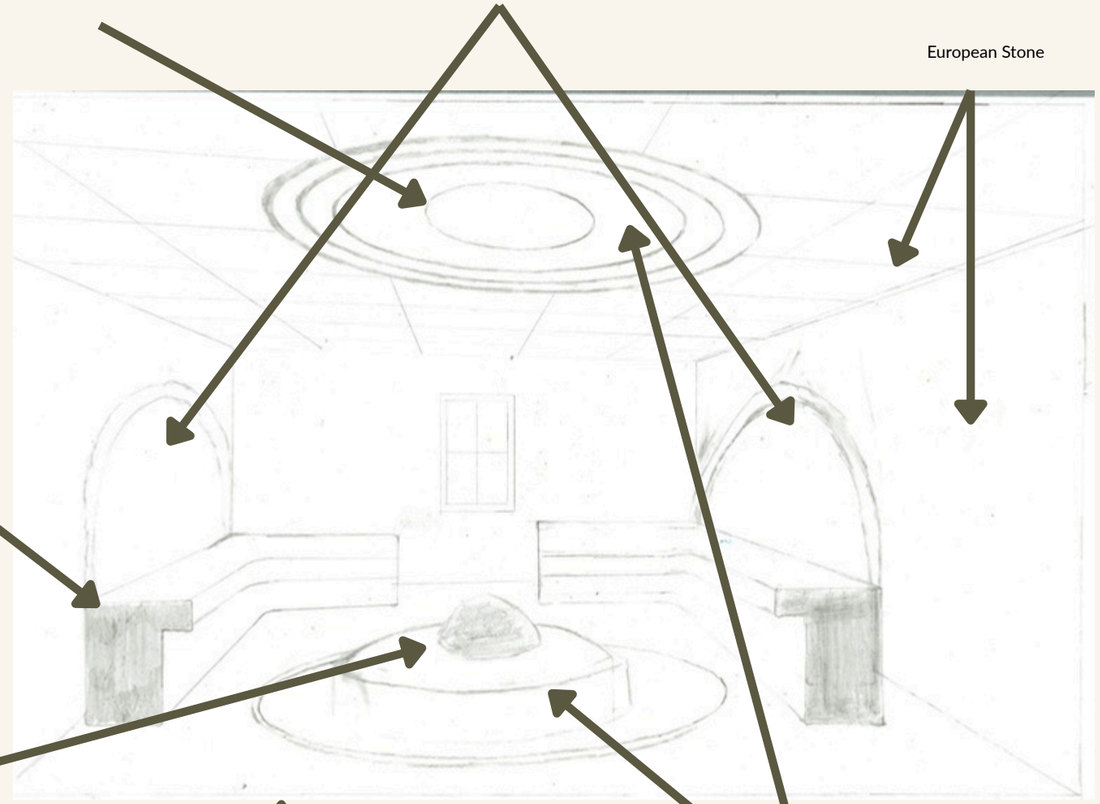

Bathhouse Ideation

PROPOSED PLANS & IDEATION - BRIEF 3
BATHHOUSE

PROJECT 1 COMMERCIAL
NATORA NEXUS

JF Interior Designs



DIGITAL MATERIAL BOARD - BRIEF 3
BATHHOUSE

PROJECT 1 COMMERCIAL

NATORA NEXUS

JF Interior Designs

Item	Material	Name	Supplier	Application	Lead Time	Cost	Links to website	Notes (material choices,ergonomic considerations, and aesthetics)
	Sandstone	Random boulders 600mm-900mm	Sydney Sandstone Supplies	Floor	4-16 Weeks	$90 per Tonne	https://sydneysandstonesupplies.com.au/product/random-boulders-600mm-900mm/	Sandstone is a naturally occuring earthy material with a natural tone that has the ability to absorb water. Its ergonomic considerations include the fact that it is heavy and requires strong support, it can get heated in excessive sunlight, and that its rounded edges make it safer to touch. Its aesthetic is that it has unique colours and layers, a timeless and serene appearance, a natural feel, grounding, and incorporates nature into the design
	Natural Limestone	Marrakech Limestone Pavers	Slate Discounts	Flooring	4-16 Weeks	$59	https://slatediscounts.com.au/product/marrakesh-limestone	Marrakesh limestone is a natural stone that can be used both indoors and outdoors. It is perfect for a variety of environments due to its resilience to weather and durability. Its ergonomic considerations is that the stone's gently crushed surface offers a comfortable, casual edge. It also has a high non-slip rating (P5) which guarantees safety underfoot. Its aesthetics is that it gives the space classic elegance and calmness with its natural hues and delicate texture
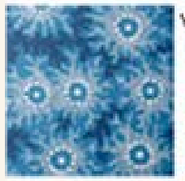	White Ceramic	Authentic Aboriginal Art Waterhole Dreaming Tile	Zazzle	Archs on walls	4-16 Weeks	POA	https://www.zazzle.com.au/authentic_aboriginal_art_waterhole_dreaming_tile-227096169235594788	The tile is suitable for humid settings like bathhouses because it is composed of ceramic, which is renowned for its strength and moisture resistance. Its ergonomic considerations is installing it at the proper height to guarantee that it is at eye level for the best viewing experience. Its aesthetics can be seen through the 'Waterhole Dreaming' design, a noteworthy piece of Aboriginal art with spiritual and cultural significance. While white signifies purity, peace, the sky, and the presence of ancestors, blue can symbolise life giving waterholes. Together, these colours can symbolise the sacred connection to water and spirituality, underscoring the deep cultural significance of these elements in Aboriginal Dreamtime stories.
	Quartzite	Arizona Quartzite	CDK Stone	Custom seats and seating around sandstone	4-16 Weeks	POA	https://www.cdkstone.com.au/product/arizona-quartzite/	Arizona quartzite is a natural stone with remarkable hardness, wear resistance, and water resistance. Its ergonomic choices include an honed surface that improves user comfort and safety, increases grip and lowers the chance of slipping. Its aesthetic can be through the subtle veining and the colour palette of the product, that complements the the earthy tones of the walls and sandstone, creating a harmonious and peaceful bathhouse atmosphere.
	Brushed Gold (300mm Round), being custom made to be 1100mm Round	NERO 300MM ROUND SHOWER HEAD BRUSHED GOLD	Ideal Bathroom Centre	Shower Head	4-16 Weeks	$523.60	https://www.idealbathroomcentre.com.au/products/nero-300mm-round-shower-head-brushed-gold?variant=48270747336935&country=AU&currency=AUD&utm_medium=product_sync&utm_source=google&utm_content=sag_organic&utm_campaign=sag_organic&omp_id=21649123188&adg_id=167263198496&kwd=&device=c&gad_source=1&gad_campaignid=21649123188&gbraid=0AAAAADGCc9GueLz2kMueYKifVI8dBHu&gclid=CjwKCAjwubBBhBvEiwAzNgpvX43OgjOXgirazlio7XQLVlytUCCZdlwB17g_C8hVIR75tVZm1FBeBoCIgEQAvD_BwE	The material is made from a brushed gold finish, that is long lasting and has corrosion resistant brass, which offers a high-end appearance and longevity against water damage. The large water coverage provided by the generous 300mm diameter design improves comfort and showering efficiency; the adjustable 1100mm radius enables customised setting for the best user reach and convenience.Its aesthetic is the brushed gold finish adds a sophisticated focal point with a sleek, minimalist circular shape and provides a warm and rich tone

PROPOSED BATHHOUSE - BRIEF 3
BATHHOUSE

PROJECT 1 COMMERCIAL

NATORA NEXUS

JF Interior Designs

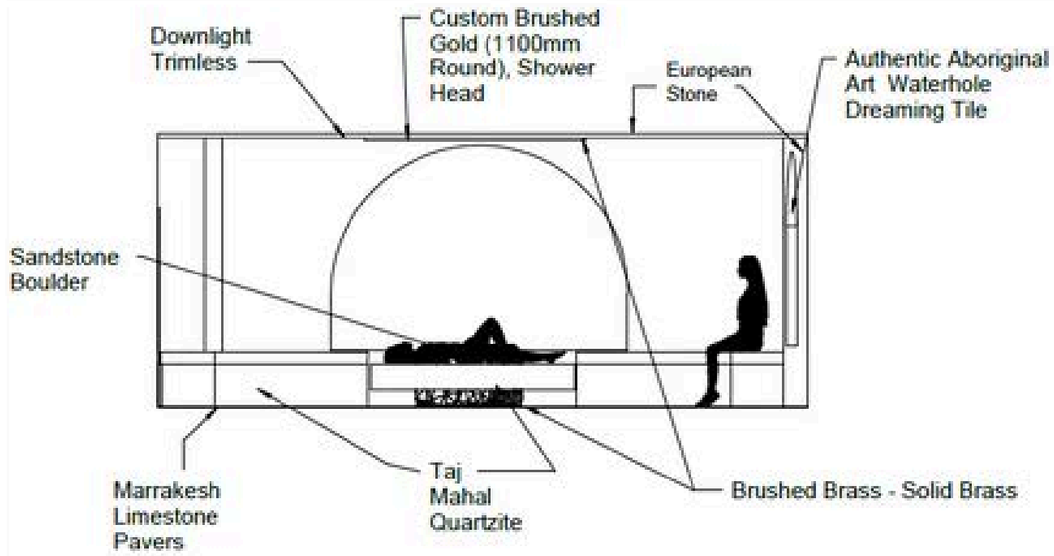

1 Bathhouse Elevation
1 : 50

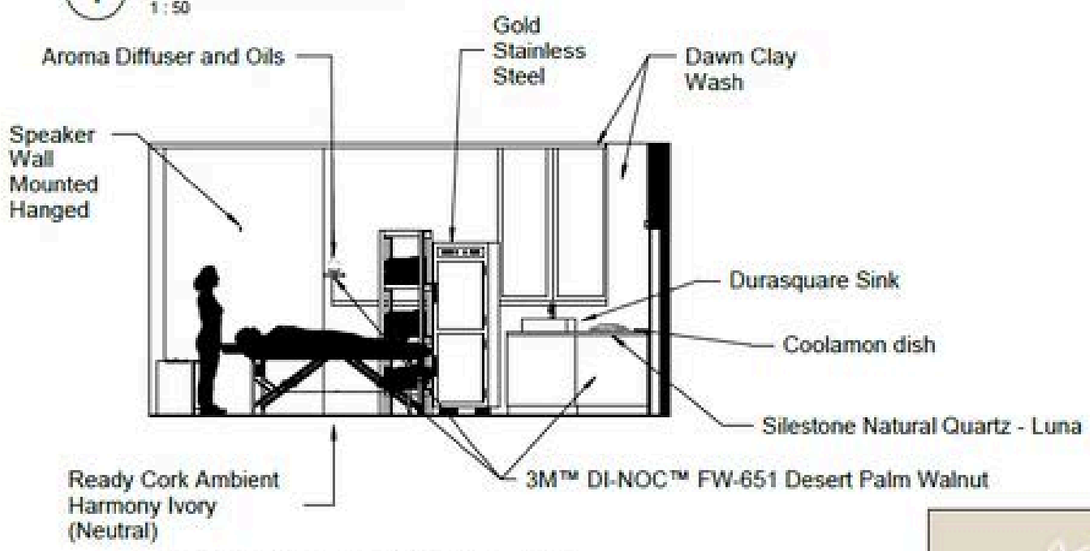

2 Kodo Massage Room Elevation
1 : 50

JF	838-840 PRINCES HWY TEMPE	Bathhouse and Kodo Massage Room	
		Project number 1	A118
		Date 7/8/25	
		Drawn by Jodi Fiala	
		Checked by Checker	Scale 1 : 50

10/08/2025 12:40:37 PM

BATHHOUSE AND KODO
MASSAGE ELEVATIONS- BRIEF 3
BATHHOUSE

PROJECT 1 COMMERCIAL
NATORA NEXUS

JF Interior Designs

JF	838-840 PRINCES HWY TEMPE	Bathhouse 3D Render 1	
		Project number 1	A119
		Date 7/8/25	
		Drawn by Jodi Fiala	
		Checked by Checker	Scale

11/06/2025 12:46:55 PM

BATHHOUSE 3D RENDER 1 -BRIEF 3
BATHHOUSE

PROJECT 1 COMMERCIAL

NATORA NEXUS

JF Interior Designs

838-840 PRINCES HWY TEMPE	Bathhouse 3D Render 2	
	Project number 1	A120
	Date 7/8/25	
	Drawn by Jodi Fiala	
	Checked by Checker	Scale

11/06/2025 12:47:15 PM

BATHHOUSE 3D RENDER 2 - BRIEF 3
BATHHOUSE

PROJECT 1 COMMERCIAL
NATORA NEXUS

JF Interior Designs

838-840 PRINCES HWY TEMPE	Kodo Massage Room 3D Render 3	
	Project number 1	A121
	Date 7/6/25	
	Drawn by Jodi Fuka	
	Checked by Checker	Scale

BATHHOUSE 3D RENDER 3 -BRIEF 3
BATHHOUSE

PROJECT 1 COMMERCIAL
NATORA NEXUS

JF Interior Designs

The Addition of a second storey and renovations to the Stairs, Kitchen, and Bathroom are the main goals of this family home, with a focus on sustainability. This project will use durable, low-VOC, and ethically produced materials. The three stages of the renovation will be finished: Stage 1 concentrates on the stairway, Stage 2 concentrates on bulk storage and composing elements in the kitchen, and Stage 3 concentrates on Moroccan-inspired finishes in the bathroom. The project combines sustainability with imaginative, Industrial, and Moroccan design elements. The project has a 200k Budget (not including design fees), and was scheduled to be completed in 18 months.

PROJECT 2 RESIDENTIAL 9A PARK ROAD MARRICKVILLE

JF Interior Designs

CLIENT BOARD

PROJECT 2 RESIDENTIAL 9A PARK ROAD MARRICKVILLE

JF Interior Designs



CONCEPT BOARD - BRIEF 1 STAIRS

PROJECT 2 RESIDENTIAL 9A PARK ROAD
MARRICKVILLE

JF Interior Designs

CONCEPT BOARD - BRIEF 2
KITCHEN

PROJECT 2 RESIDENTIAL 9A PARK ROAD
MARRICKVILLE

JF Interior Designs









CONCEPT BOARD - BRIEF 3 BATHROOM

PROJECT 2 RESIDENTIAL 9A PARK ROAD
MARRICKVILLE

JF Interior Designs

BRIEF 1 - STAIR
LEGEND

1. Exsisting Brick Wall
2. Grey irobnbark wood
3. Particleboard, Oak veneer, Stain, Tinted clear lacquer, Clear acrylic lacquer, Solid wood, Melamine foil, Plastic edging, Fi-breboard, Paper foil, Steel, Epoxy/ polyester powder coat- ing, Plastic foil, Acrylic paint, Reinforced poly- amide plastic, Galva- nized and Nickel-plated
4. Steel
5. Stainless steel



MATERIAL BOARD - BRIEF 1 STAIR

PROJECT 2 RESIDENTIAL 9A PARK ROAD
MARRICKVILLE

JF Interior Designs

BRIEF 2 - KITCHEN
LENGEND

1.European Oak top layer in a Natural Grade, finished with a UV Lacquer.
2.Particleboard, Oak veneer, Stain, Tinted clear lacquer, Clear acrylic lacquer, Solid wood, Melamine foil, Plastic edging, Fibreboard, Paper foil, Steel, Epoxy/polyester powder coating, Plastic foil, Acrylic paint, Reinforced polyamide plastic, Galvanized and Nickel-plated
3. Quartz
4. Stainless Steel
5. Ceramic with matte finish - subway tile
6. Woodland brown
7. VARYA TAPIZ stool with sled base with a base finish of B00 and upholestry grade G6 with the upholestry colour being 105

MATERIAL BOARD - BRIEF 2 KITCHEN

PROJECT 2 RESIDENTIAL 9A PARK ROAD MARRICKVILLE

JF Interior Designs

BRIEF 3 - BATHROOM
LEGEND

1. Porcelain - Brighton Beach Black Encaustic Look Square Tile
2. Metal Tile Antique Copper
3. Reclaimed Wood
4. SUS 304 Stainless steel
5. Gold Stainless steel towel, toilet paper holder, shower rail
6. DR Brass with PVD Brushed gold
7. Brushed Brass
8. Frosted glass
9. Stainless Steel (304 Grade)
10. MDF board with melamine veneer finish and glass 11. Vitreous China



MATERIAL BOARD - BRIEF 3 BATHROOM

PROJECT 2 RESIDENTIAL 9A PARK ROAD
MARRICKVILLE

JF Interior Designs

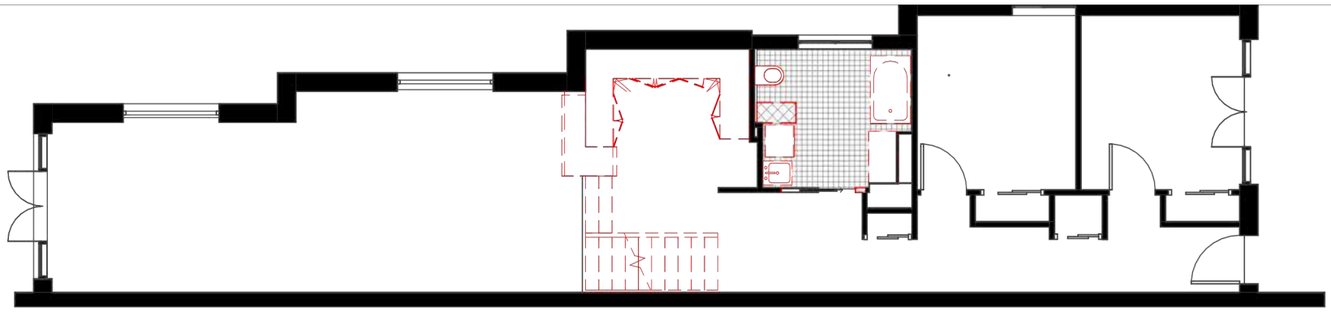

1 Ground Floor Demo Plan

1 : 100

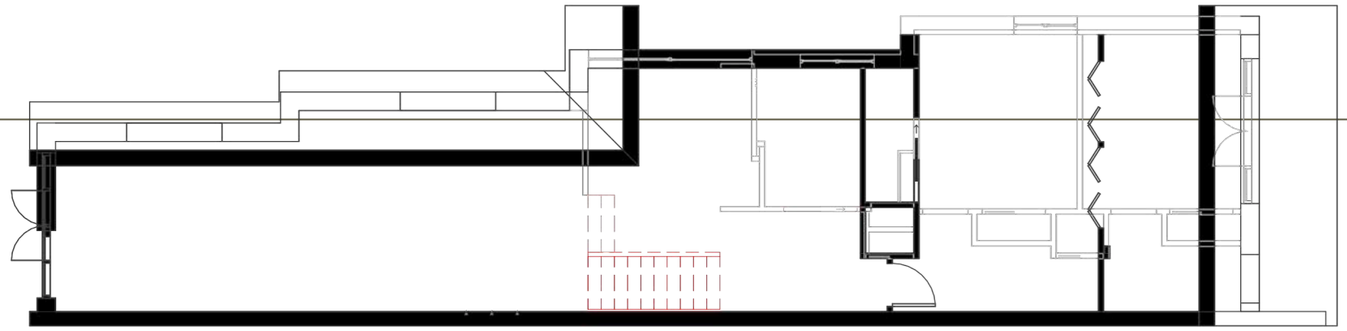

2 Level 1 Demo

1 : 100

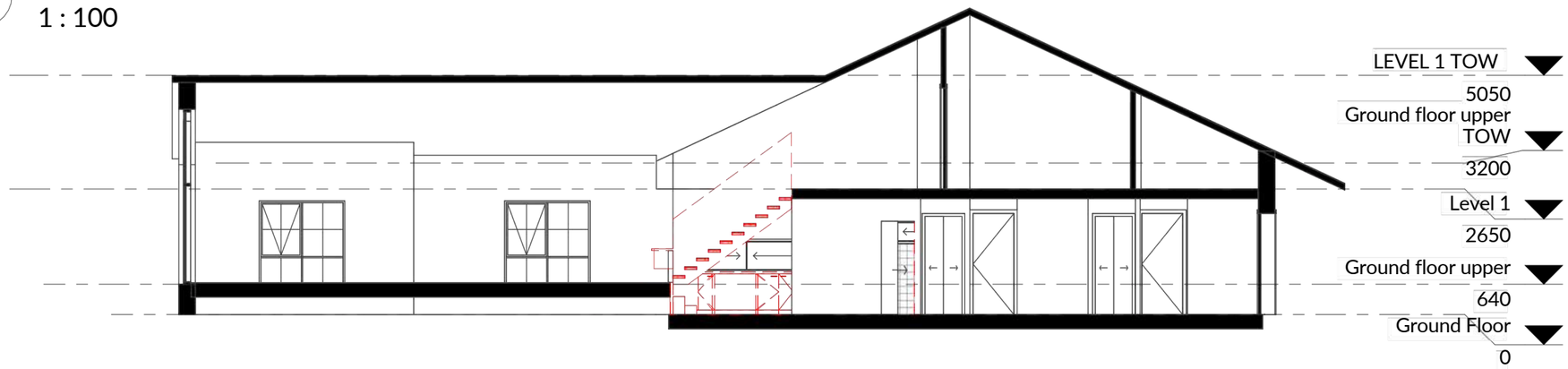

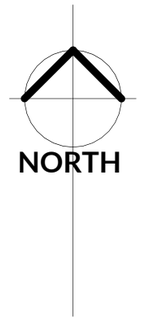

3 Section 1 Demo Plan

1 : 100

0 1 2 5 8 10 m

Park Road alterations and additions	Demolition	
9 Park Rd Marrickville NSW	Dwg. #	A102
	Date:	7/05/23
	Scale:	1 : 100on A3

DEMOLITION PLAN

PROJECT 2 RESIDENTIAL 9A PARK ROAD MARRICKVILLE

JF Interior Designs

1 Level 1 Proposed
1 : 100

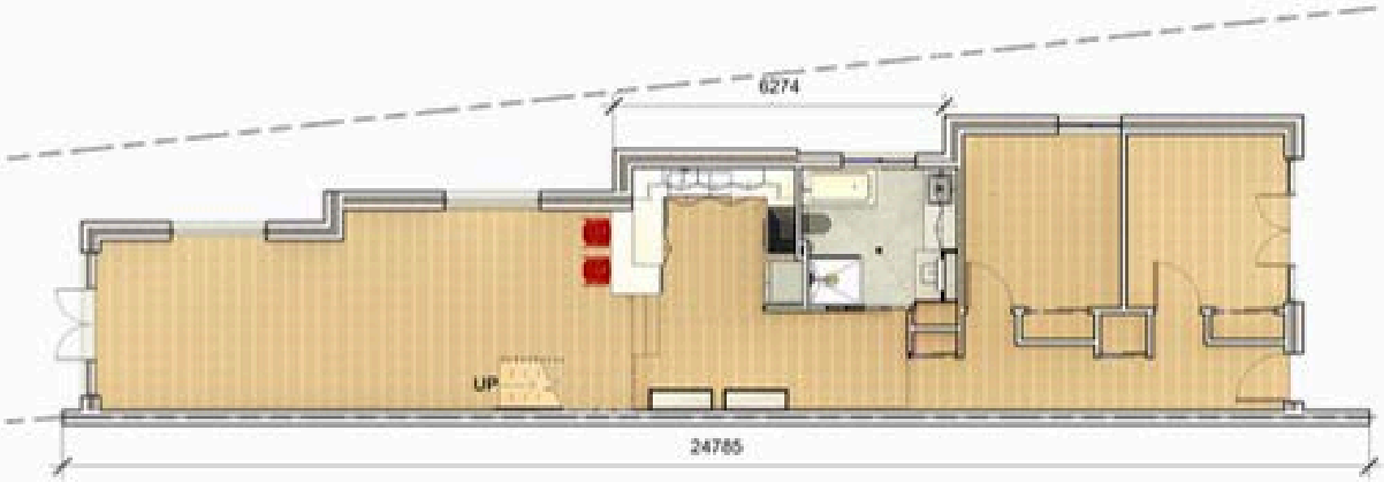

2 Ground Floor Proposed
1 : 100

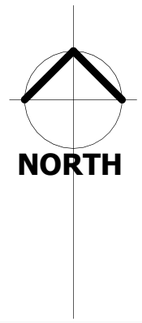

Park Road alterations and additions	Proposed Plans	
9 Park Rd Marrickville NSW	Dwg. #	A103
	Date	7/05/23
	Scale	1 : 100 on A3

PROPOSED PLANS

PROJECT 2 RESIDENTIAL 9A PARK ROAD MARRICKVILLE

JF Interior Designs

1 Cross Section Proposed
1 : 100

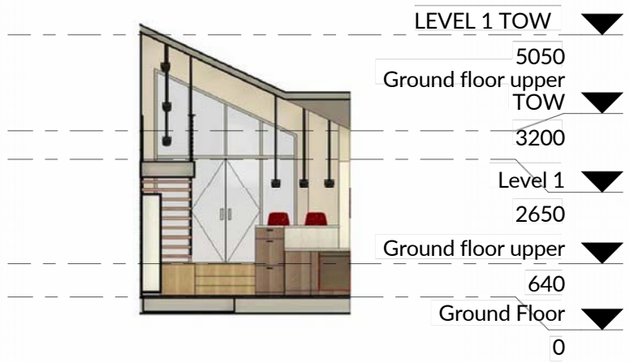

2 Cross Section Proposed 2
1 : 100

3 Long Section Proposed
1 : 100

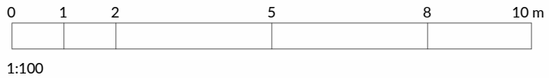

Park Road alterations and additions	Proposed Sections	
9 Park Rd Marrickville NSW	Dwg. #	A104
	Date:	7/05/2
	Scale:	1 : 100on A3 3

PROPOSED SECTIONS

PROJECT 2 RESIDENTIAL 9A PARK ROAD MARRICKVILLE

JF Interior Designs

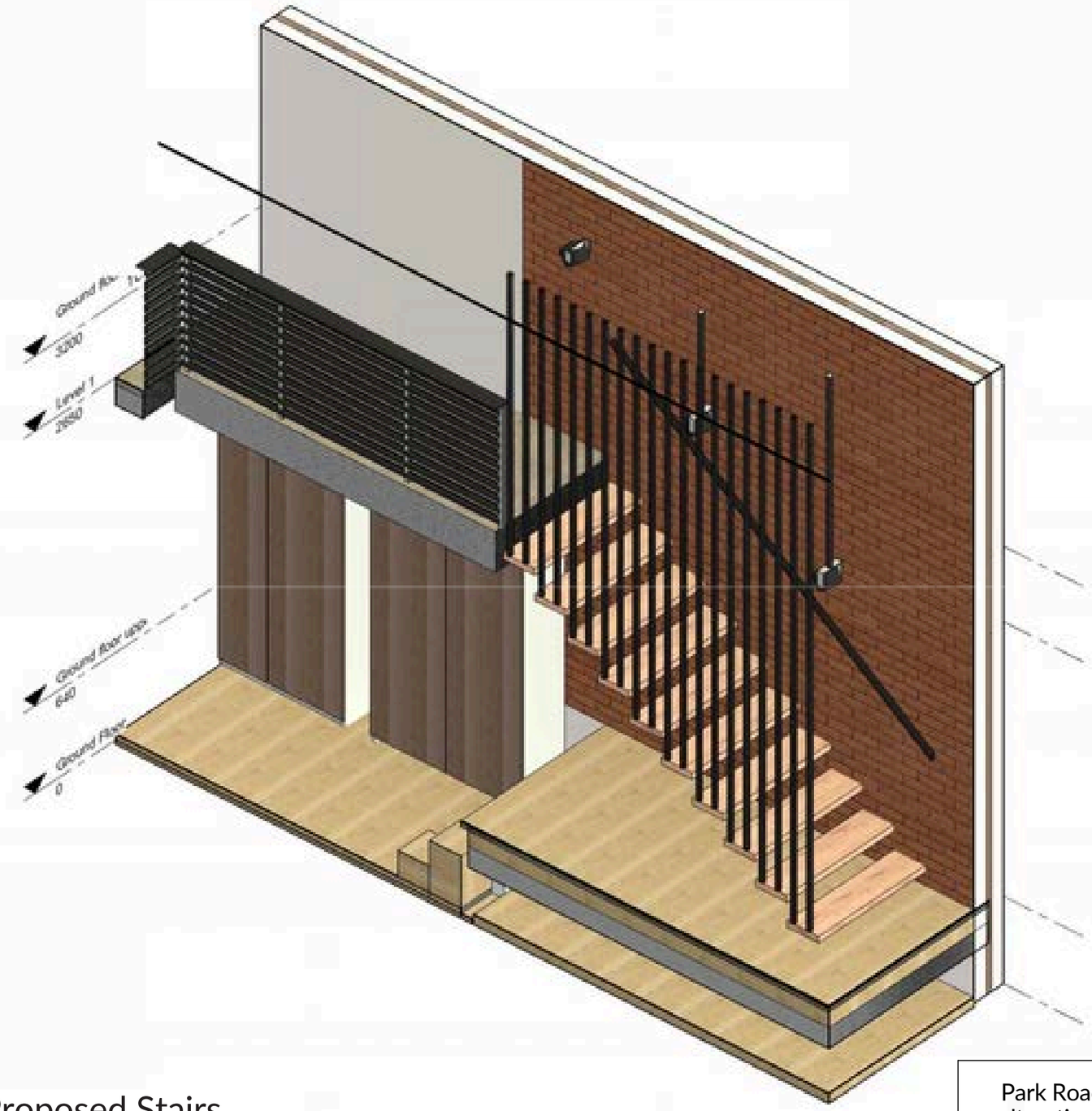

1 Iso Proposed Stairs

Park Road alterations and additions	Iso Proposed Stairs	
	9 Park Rd Marrickville NSW	Dwg. # A105
		Date: 7/05/2
		Scale: on A3

ISOMETRIC VIEW - BRIEF 1 STAIRS

PROJECT 2 RESIDENTIAL 9A PARK ROAD MARRICKVILLE

JF Interior Designs

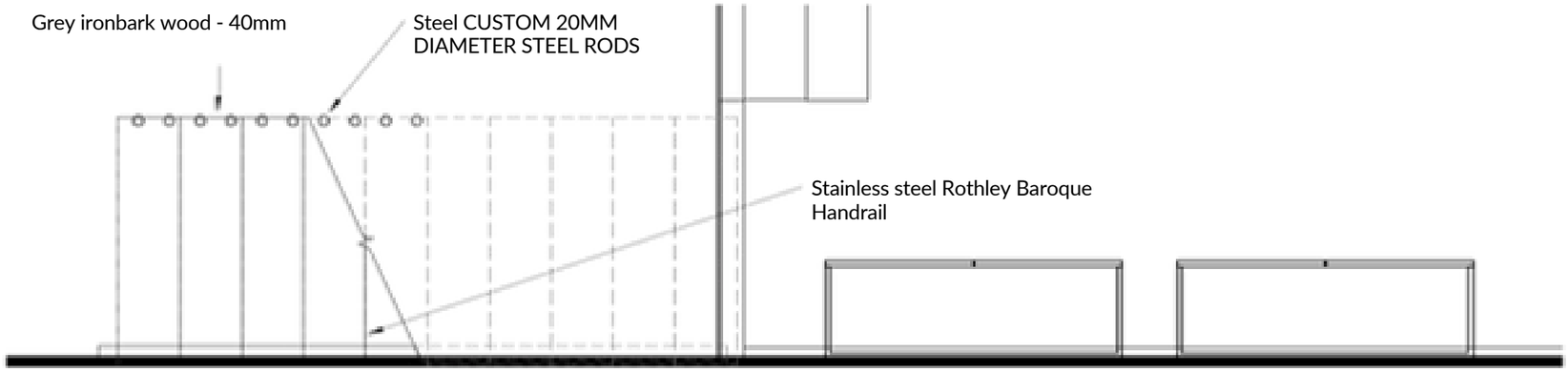

1 Proposed Stair

1 : 20

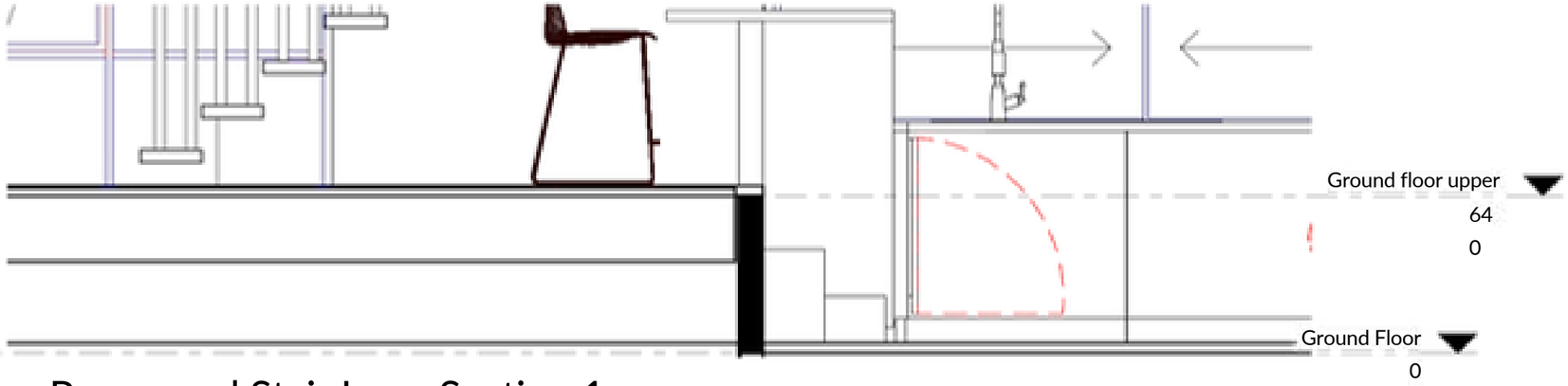

2 Paroposed Stair Long Section 1

1 : 20

Park Road alterations and additions	Proposed Stairs	
9 Park Rd Marrickville NSW	Dwg. #	A106
	Date:	7/05/2
	Scale:	1 : 20on A3 3

PROPOSED STAIRS & PARAPOSED
STAIR LONG SECTION - BRIEF 1 STAIRS

PROJECT 2 RESIDENTIAL 9A PARK ROAD
MARRICKVILLE

JF Interior Designs

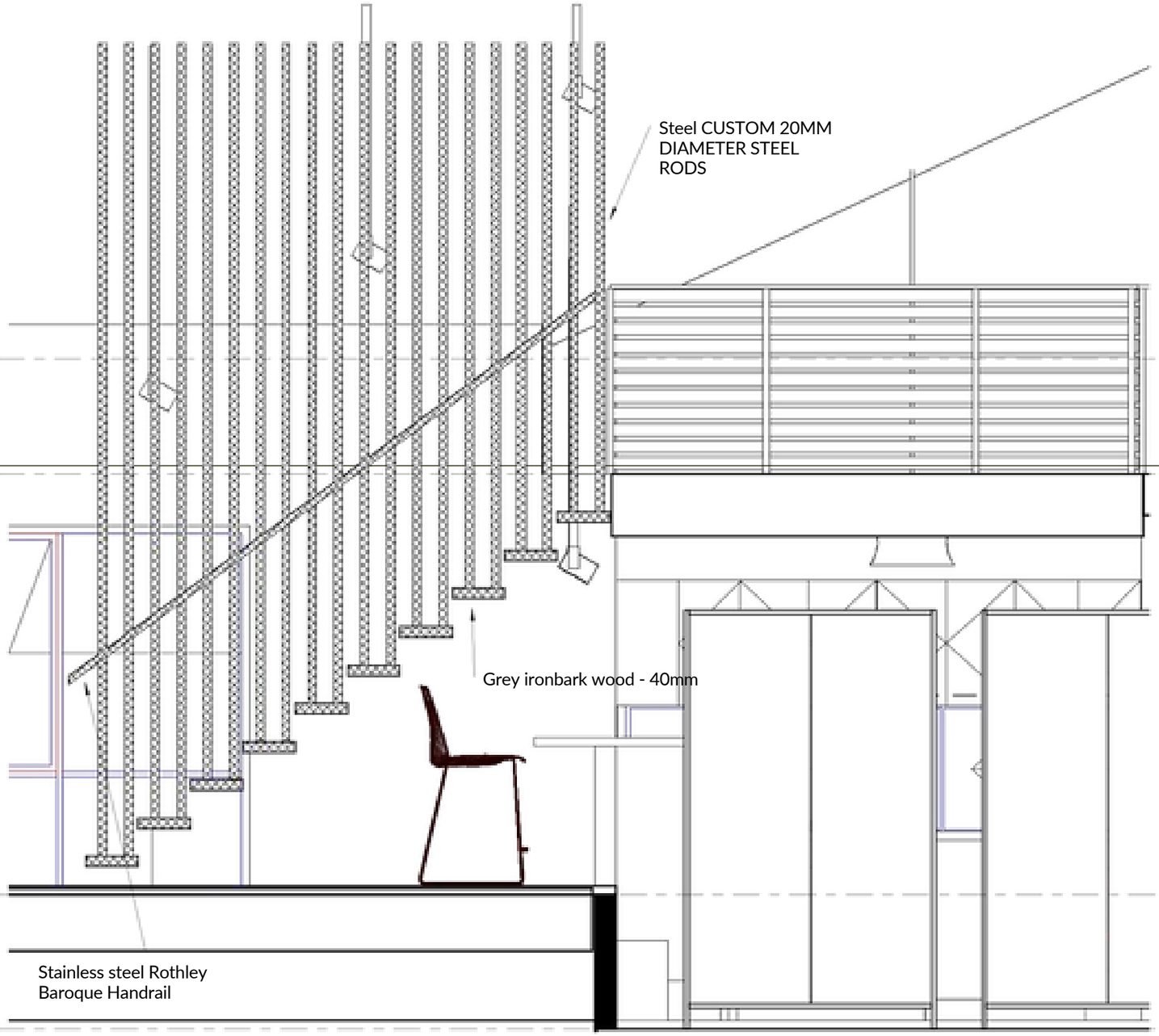

1 Paroposed Stair Long

1 : 20

Park Road alterations and additions	Proposed Stairs Continuing	
9 Park Rd Marrickville NSW	Dwg. #	A107
	Date:	7/05/2
	Scale:	1 : 20on A3 3

PARAPOSED STAIR LONG - BRIEF 1 STAIRS

PROJECT 2 RESIDENTIAL 9A PARK ROAD MARRICKVILLE

JF Interior Designs

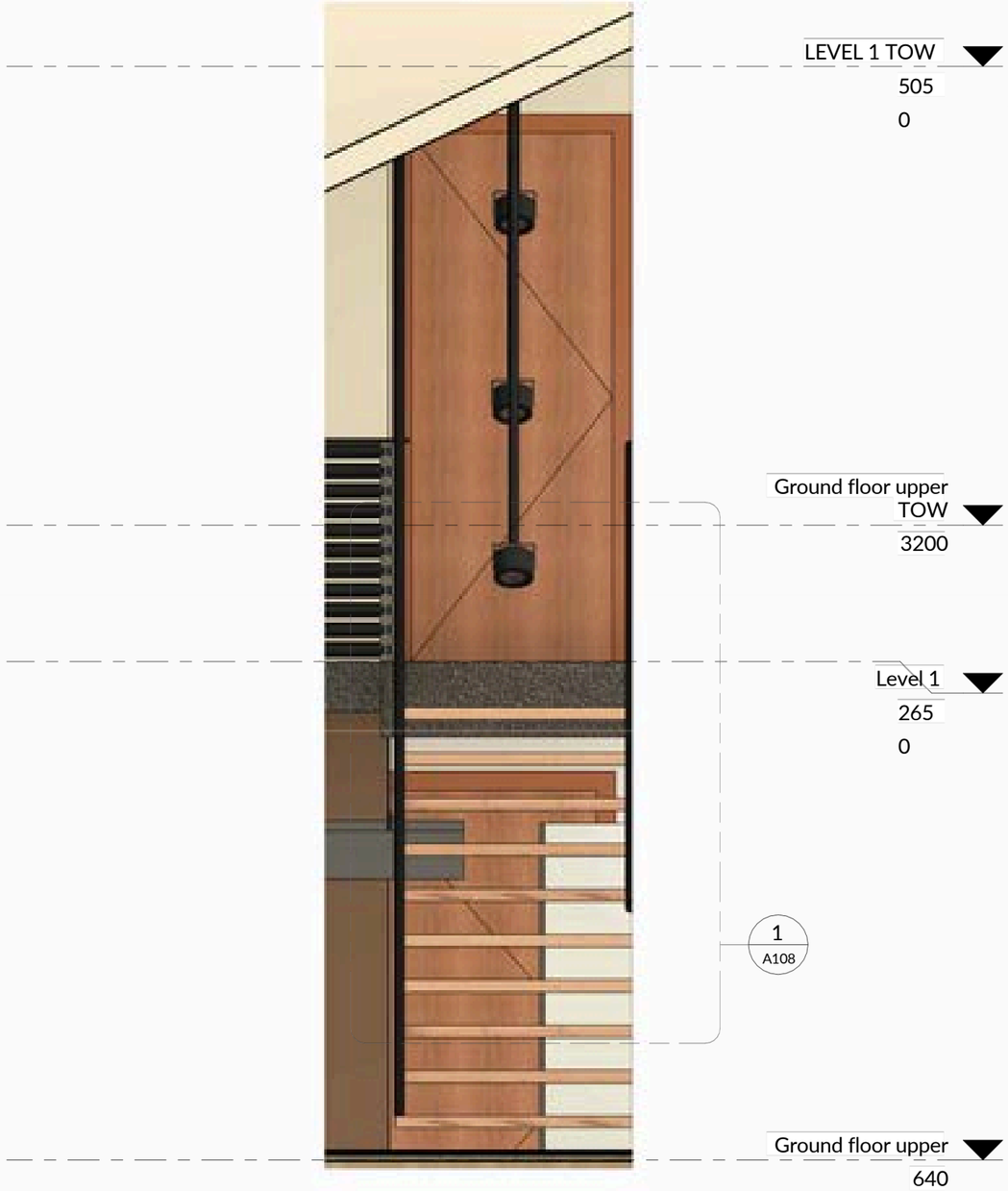

2 Tread Detail
1 : 20

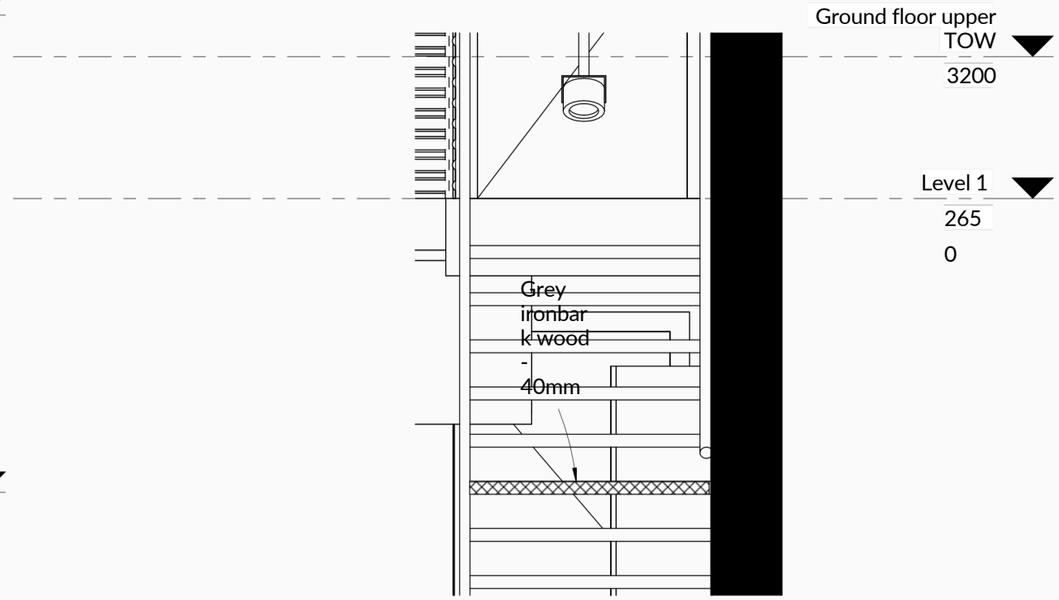

1 Stair Tread Detail
1 : 20

Park Road alterations and additions	Stair Detail	
9 Park Rd Marrickville NSW	Dwg. #	A108
	Date:	7/05/2
	Scale:	1 : 20on A3 3

PROPOSED STAIR TREAD DETAIL - BRIEF 1
STAIRS

PROJECT 1 RESIDENTIAL 9A PARK ROAD
MARRICKVILLE

JF Interior Designs

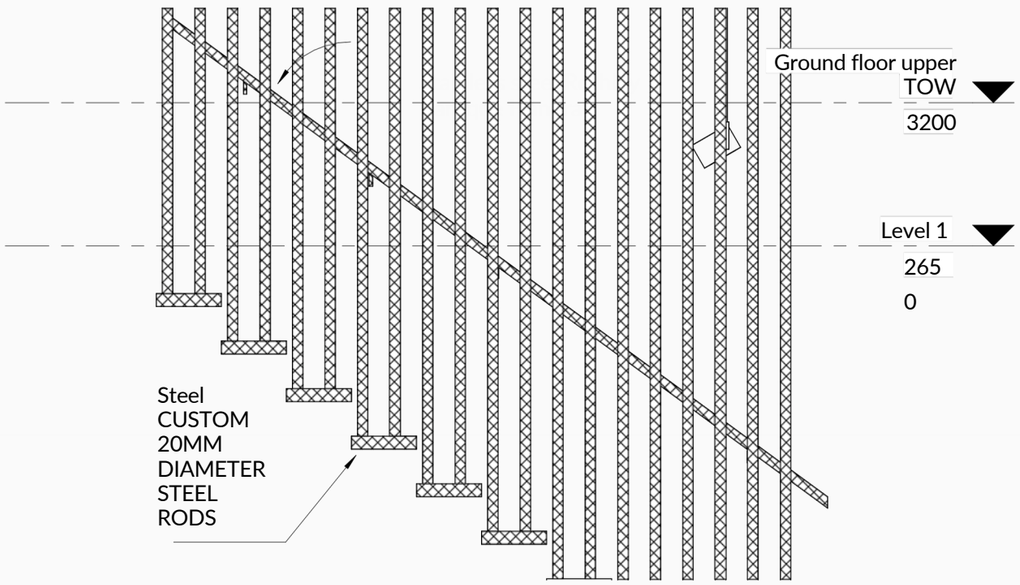

1 Handrail Detail
1 : 20



2 Stair Callout
1 : 20

Park Road alterations and additions	Stair Detail Continuing	
	9 Park Rd Marrickville NSW	Dwg. # A109
		Date: 7/05/2
		Scale: 1 : 20on A3 3

HANDRAIL DELTAIL & STAIR CALLOUT - BRIEF 1 STAIRS

PROJECT 2 RESIDENTIAL 9A PARK ROAD MARRICKVILLE

JF Interior Designs

3D PERSPECTIVE - BRIEF 1 STAIRS

PROJECT 2 RESIDENTIAL 9A PARK ROAD
MARRICKVILLE

JF Interior Designs

1 Isometric Proposed Kitchen

Park Road alterations and additions	Kitchen Iso View		
	9 Park Rd Marrickville NSW	Dwg. #	A110
		Date:	7/05/2
		Scale:	on A3

ISOMETRIC VIEW - BRIEF 2 KITCHEN

PROJECT 2 RESIDENTIAL 9A PARK ROAD MARRICKVILLE

JF Interior Designs

1 Kitchen Section
1 : 20

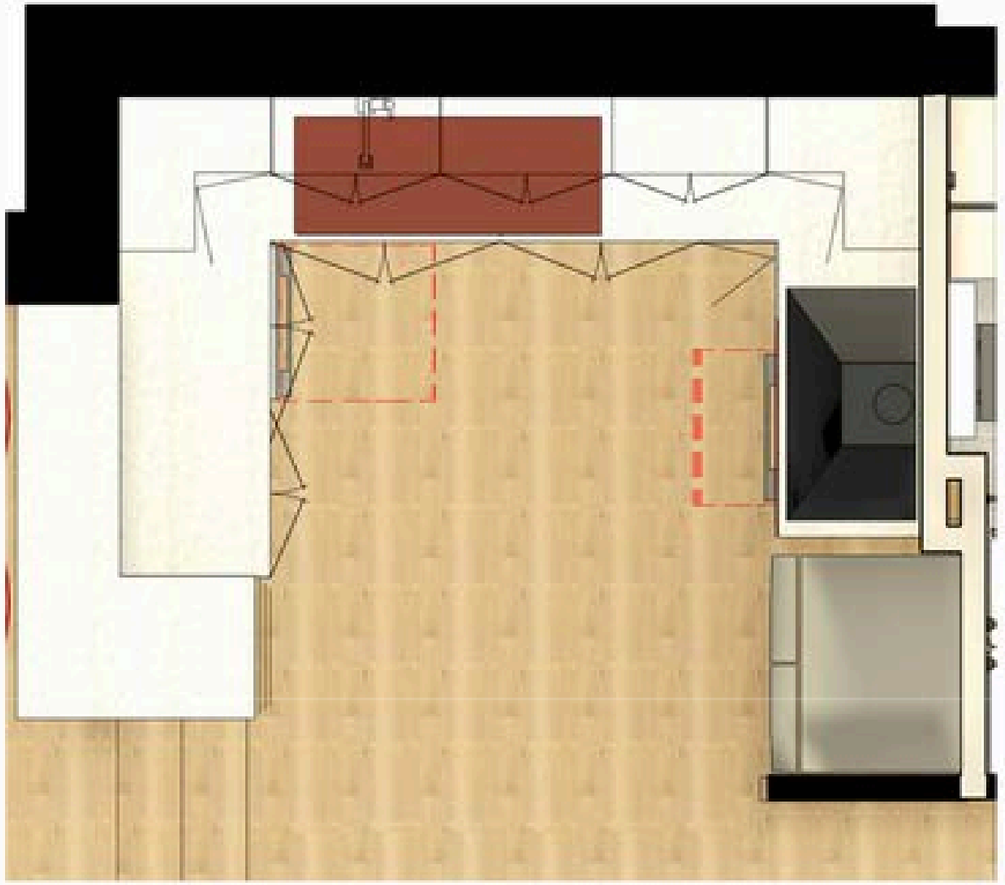

2 Proposed Kitchen
1 : 20

0 20 40 1 2
0 0 M M
1:20

Park Road alterations and additions	Proposed Kitchen	
	9 Park Rd Marrickville NSW	Dwg. # A111
		Date: 7/05/2
		Scale: 1 : 20on A3 3

PROPOSED KITCHEN & SECTION - BRIEF 2 KITCHEN

PROJECT 2 RESIDENTIAL 9A PARK ROAD MARRICKVILLE

JF Interior Designs

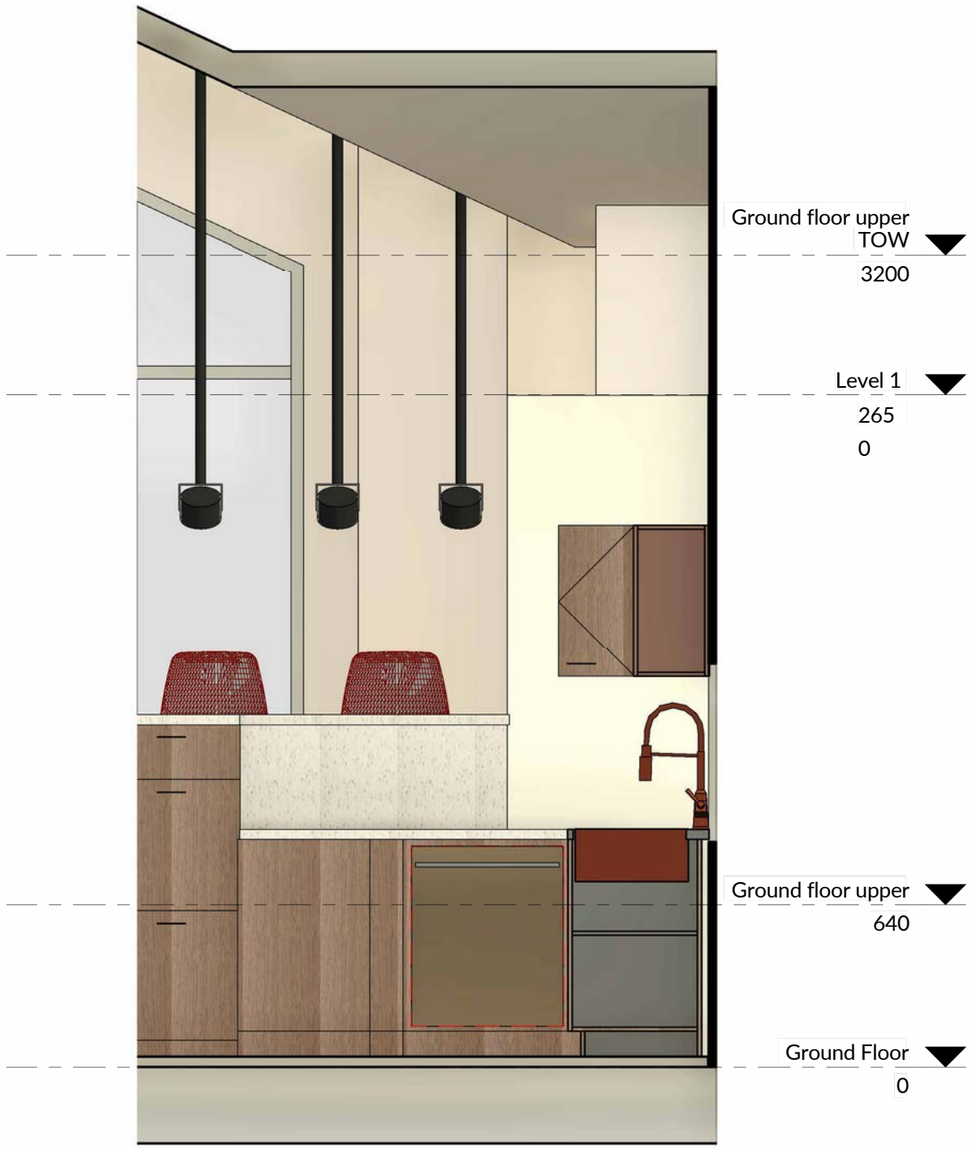

2 Kitchen Section 2
1 : 20

Park Road alterations and additions	Kitchen Plan Continuing 2	
	9 Park Rd Marrickville NSW	Dwg. # A113
		Date: 7/05/2
		Scale: 1 : 20on A3 3

KITCHEN SECTION - BRIEF 2 KITCHEN

PROJECT 2 RESIDENTIAL 9A PARK ROAD MARRICKVILLE

JF Interior Designs

1 **Kitchen Section 3**
1 : 20

Park Road alterations and additions	Kitchen Plan continuing 3	
9 Park Rd Marrickville NSW	Dwg #	A114
	Date	7/05/09
	Scale	1 : 20 on A3

KITCHEN SECTION - BRIEF 2 KITCHEN

PROJECT 2 RESIDENTIAL 9A PARK ROAD MARRICKVILLE

JF Interior Designs

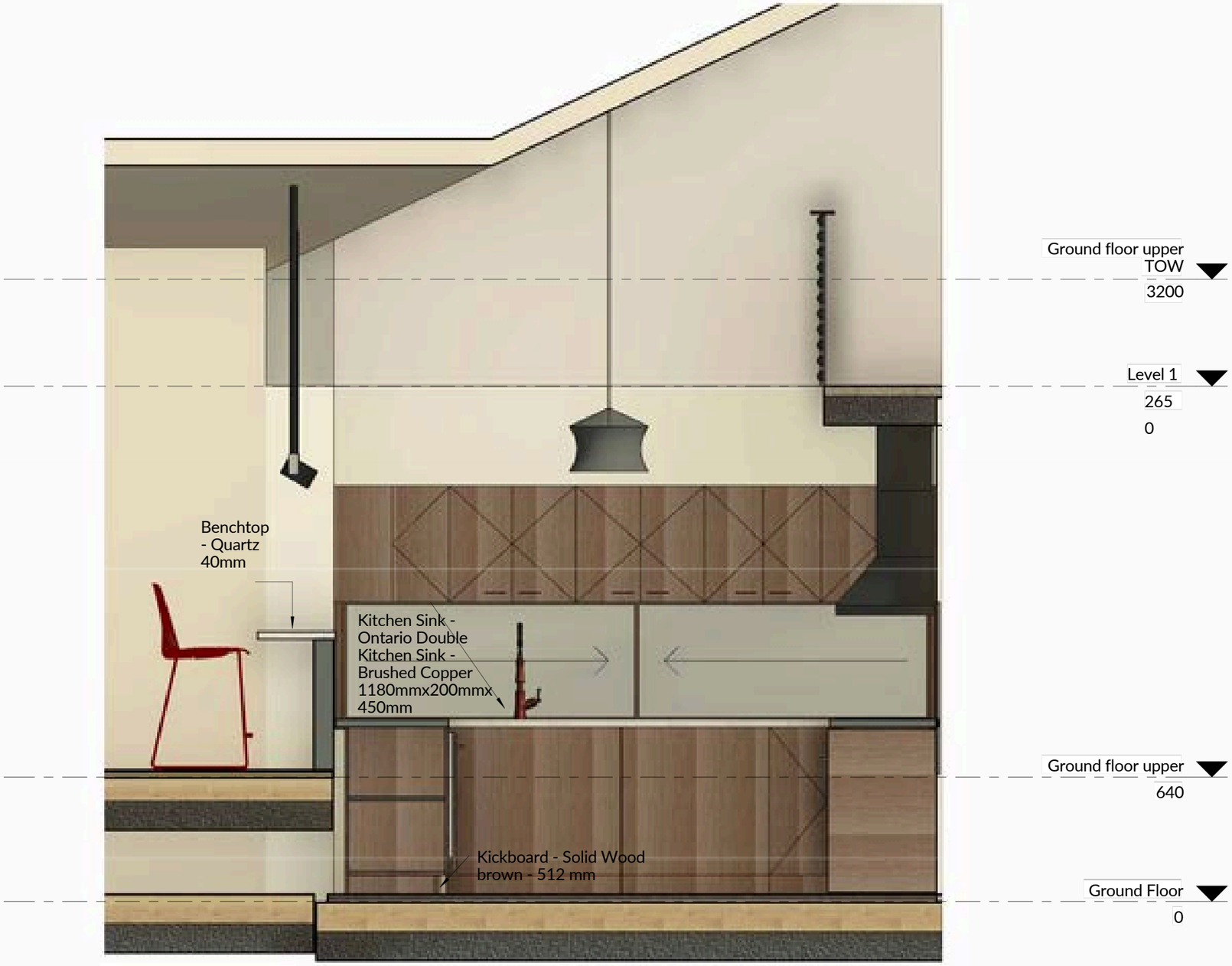

1 Kitchen Details
1 : 20

Park Road alterations and additions	Kitchen Plan Continuing 4		
	9 Park Rd Marrickville NSW	Dwg. #	A115
		Date:	7/05/2
		Scale:	1 : 20on A3 3

KITCHEN DETAILS - BRIEF 2 KITCHEN

PROJECT 2 RESIDENTIAL 9A PARK ROAD MARRICKVILLE

JF Interior Designs

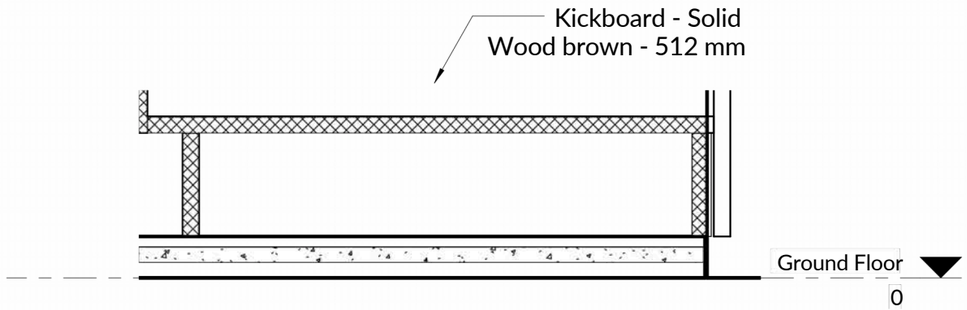

1 Kickboard Section Detailing
1 : 5

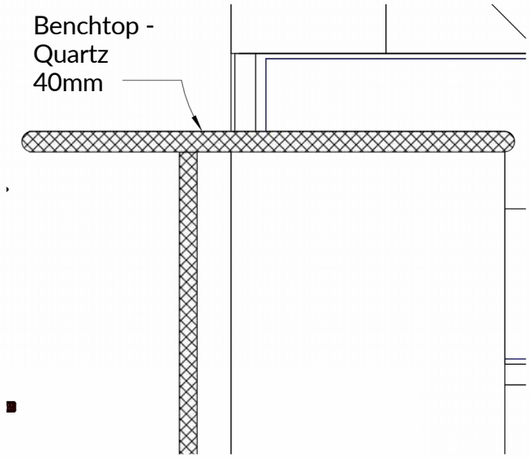

2 Kitchen Benchtop Detail
1 : 10

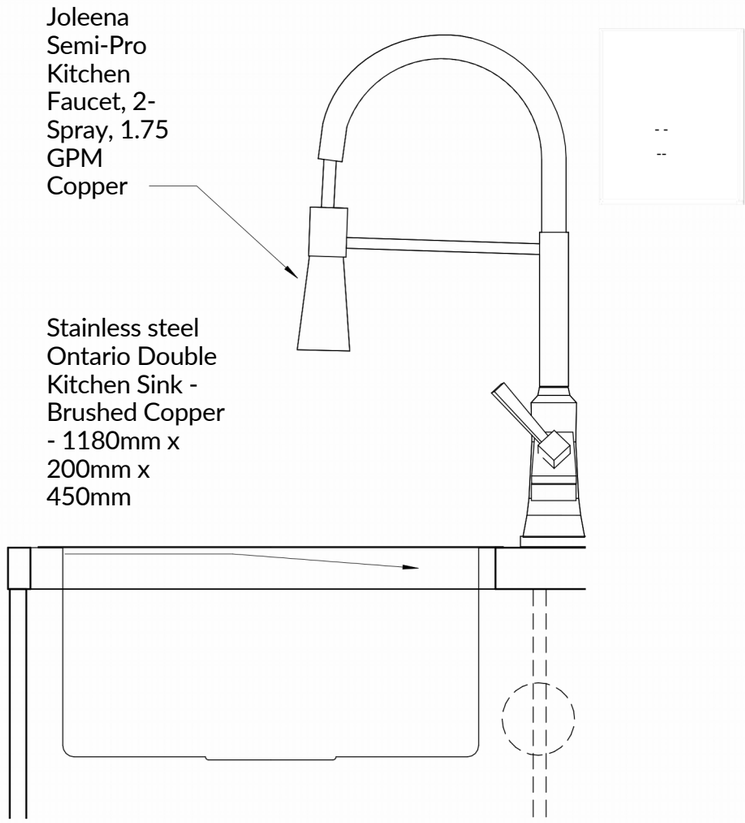

3 Sink Detail
1 : 5

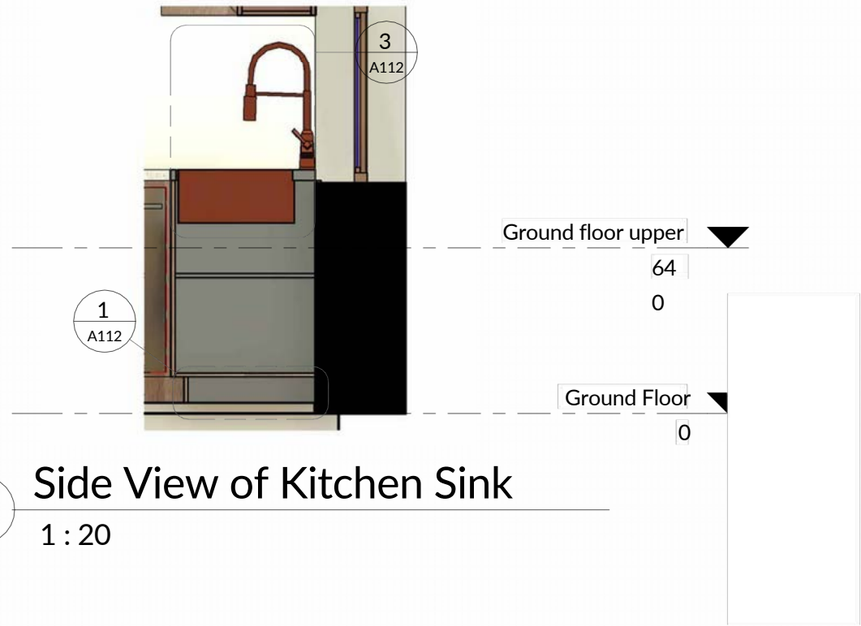

4 Side View of Kitchen Sink
1 : 20

Park Road alterations and additions	Kitchen Plan Continuing		
	9 Park Rd Marrickville NSW	Dwg. #	A112
		Date:	7/05/2
		Scale:	Ason A3 3 indicated

PROJECT 2 RESIDENTIAL 9A PARK ROAD MARRICKVILLE

JF Interior Designs

3D PERSPECTIVE - BRIEF 2 KITCHEN

PROJECT 2 RESIDENTIAL 9A PARK ROAD
MARRICKVILLE

JF Interior Designs

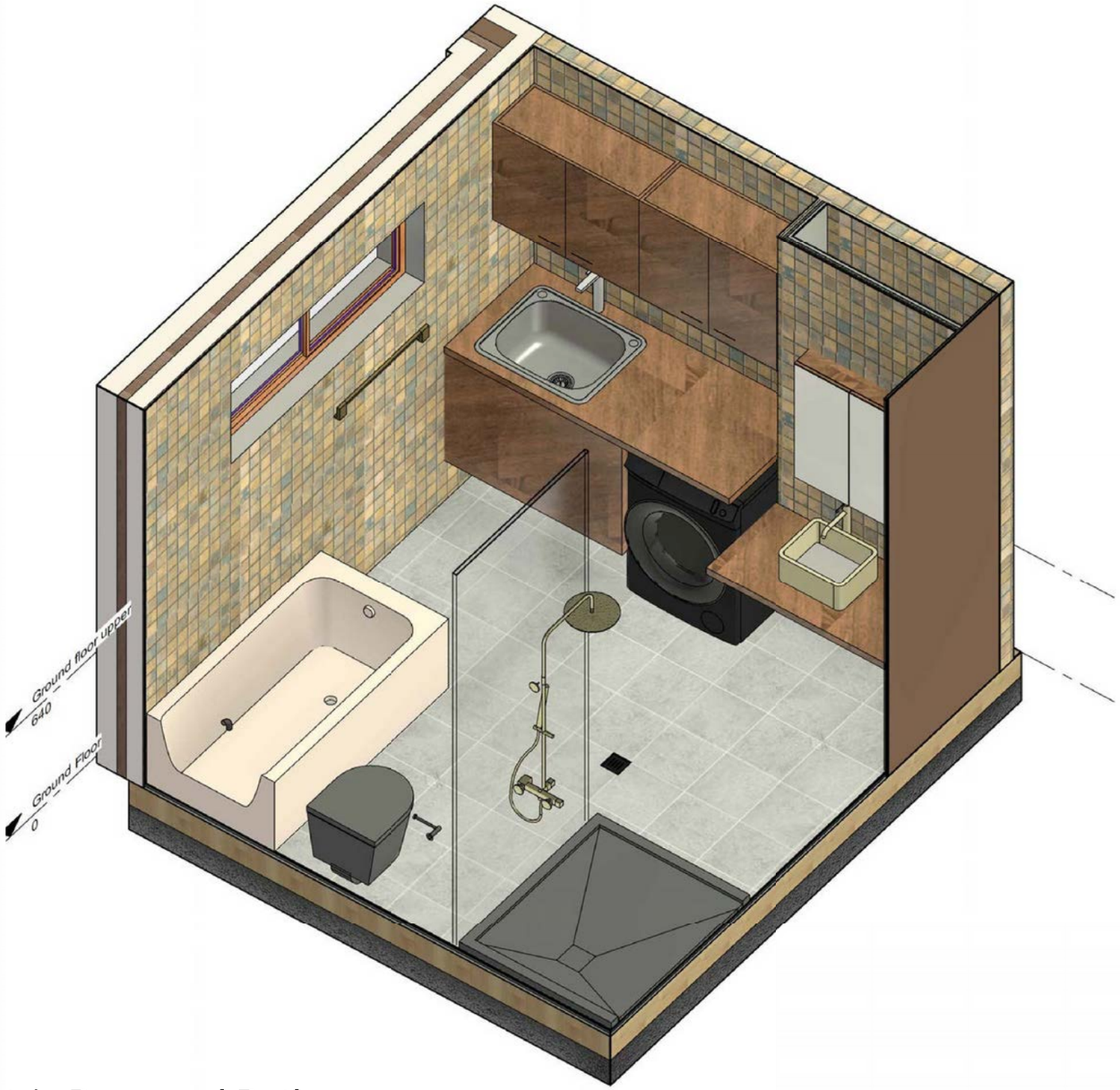

1 Isometric Proposed Bathroom

Park Road alterations and additions	Proposed Bathroom	
	9 Park Rd Marrickville NSW	Dwg. # A116
		Date: 7/05/2
		Scale: on A3

ISOMETRIC PROPOSED BATHROOM - BRIEF 3 BATHROOM

PROJECT 2 RESIDENTIAL 9A PARK ROAD MARRICKVILLE

JF Interior Designs

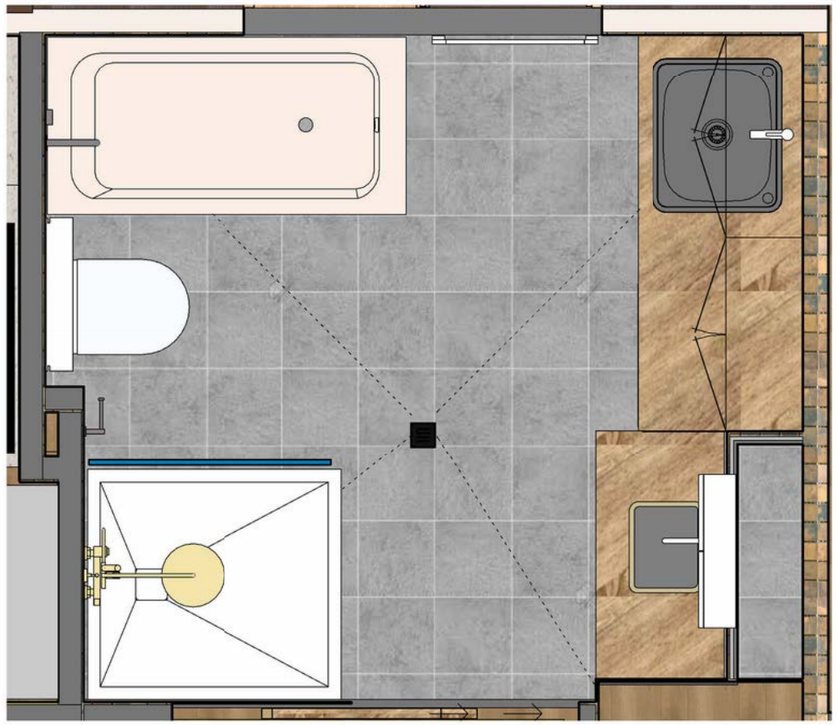

1 Proposed Bathroom
1 : 20

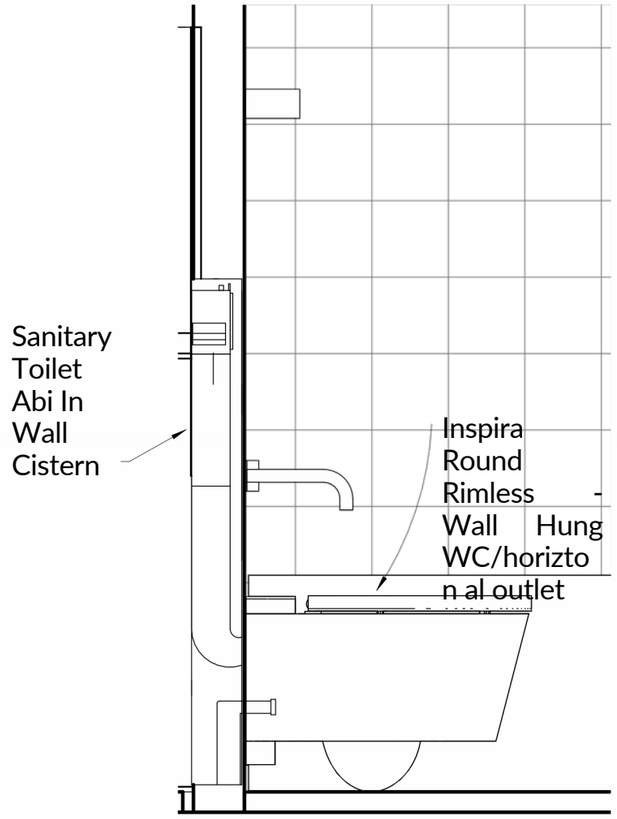

2 Bathroom Cistern Detail
1 : 10

Park Road alterations and additions	Proposed Bathroom Continuing	
	9 Park Rd Marrickville NSW	Dwg. # A117
		Date: 7/05/2
		Scale: Ason A3 3 indicated

PROPOSED BATHROOM & CISTERN DETAIL - BRIEF 3 BATHROOM

PROJECT 2 RESIDENTIAL 9A PARK ROAD MARRICKVILLE

JF Interior Designs

1 Bathroom Cross Section
1 : 20

2 Bathroom Long Section
1 : 20

Park Road alterations and additions	Proposed Bathroom Continuing 2		
	9 Park Rd Marrickville NSW	Dwg. #	A118
		Date:	7/05/2
		Scale:	1 : 20on A3 3

PROPOSED BATHROOM CROSS & LONG SECTION - BRIEF 3 BATHROOM

PROJECT 2 RESIDENTIAL 9A PARK ROAD MARRICKVILLE

JF Interior Designs

1 Bathroom Detail

1 : 20

Park Road alterations and additions	Proposed Bathroom Continuing 3	
	9 Park Rd Marrickville NSW	Dwg. # A119
		Date: 7/05/2
		Scale: 1 : 20on A3 3

PROPOSED BATHROOM DETAILS - BRIEF 3 BATHROOM

PROJECT 2 RESIDENTIAL 9A PARK ROAD MARRICKVILLE

JF Interior Designs

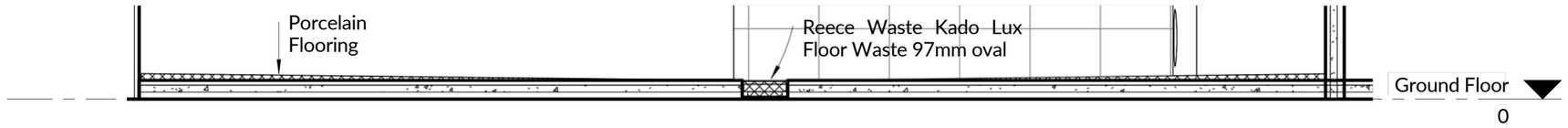

1 Floor Waste Detail
1 : 10

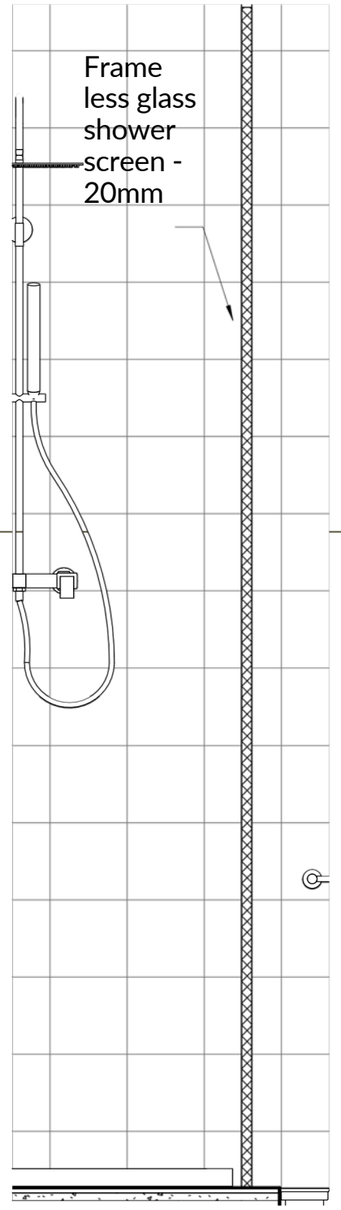

2 Frameless Glass Shower Screen Detail
1 : 10

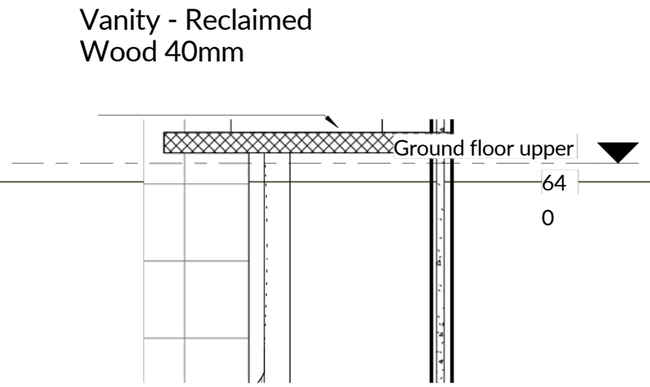

3 Bathroom Vanity Detail
1 : 10

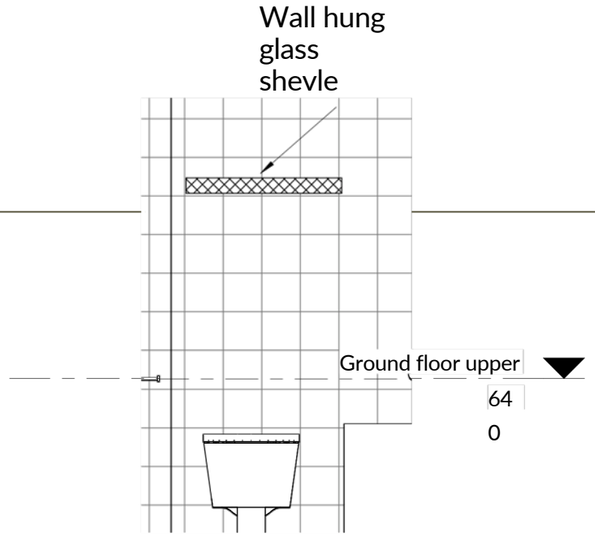

4 Wall Hung Glass Shelf Detail
1 : 20

Park Road alterations and additions	Bathroom Detail		
	9 Park Rd Marrickville NSW	Dwg. #	A120
		Date:	7/05/2
		Scale:	Ason A3 3 indicated

PROJECT 2 RESIDENTIAL 9A PARK ROAD MARRICKVILLE

JF Interior Designs

1 Bathroom Callout
1 : 20

2 Bathroom Callout 1
1 : 25

3 Bathroom Callout 3
1 : 20

Park Road alterations and additions	Bathroom Continuing 4	
9 Park Rd Marrickville NSW	Dwg. #	A121
	Date:	7/05/2
	Scale:	Ason A3 3 indicated

PROPOSED BATHROOM CALLOUTS - BRIEF 3
BATHROOM

PROJECT 2 RESIDENTIAL 9A PARK ROAD MARRICKVILLE

JF Interior Designs



3D PERSPECTIVE - BRIEF 3 BATHROOM

PROJECT 2 RESIDENTIAL 9A PARK ROAD
MARRICKVILLE

JF Interior Designs

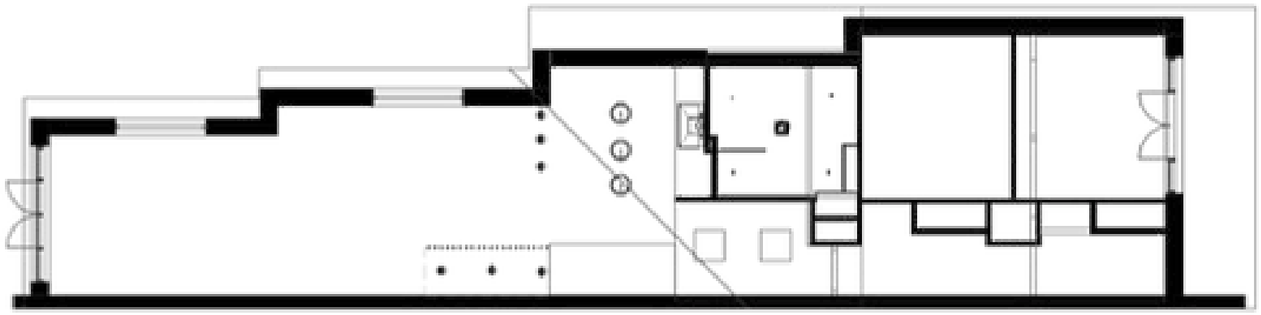

1 Ground Floor
1 : 100

LEGEND

Downlights

Pendant Lighting

Square Pendant lighting

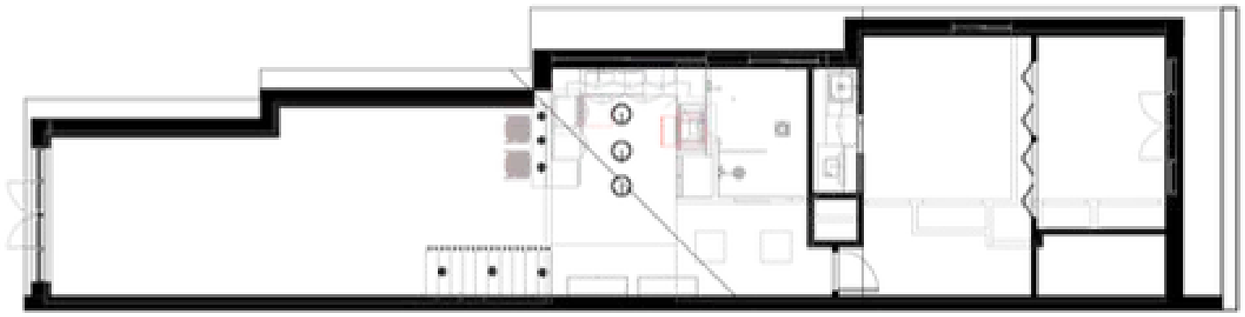

2 Level 1
1 : 100

NORTH

0 1 2 5 8 10 m
1:100

Park Road alterations and additions	Services RCP Electrical	
9 Park Rd Marrickville NSW	Dwg. #	A122
	Date:	7/05/2
	Scale:	1 : 100on A3 3

Services - RCP Electrical Plan

PROJECT 2 RESIDENTIAL 9A PARK ROAD MARRICKVILLE

JF Interior Designs

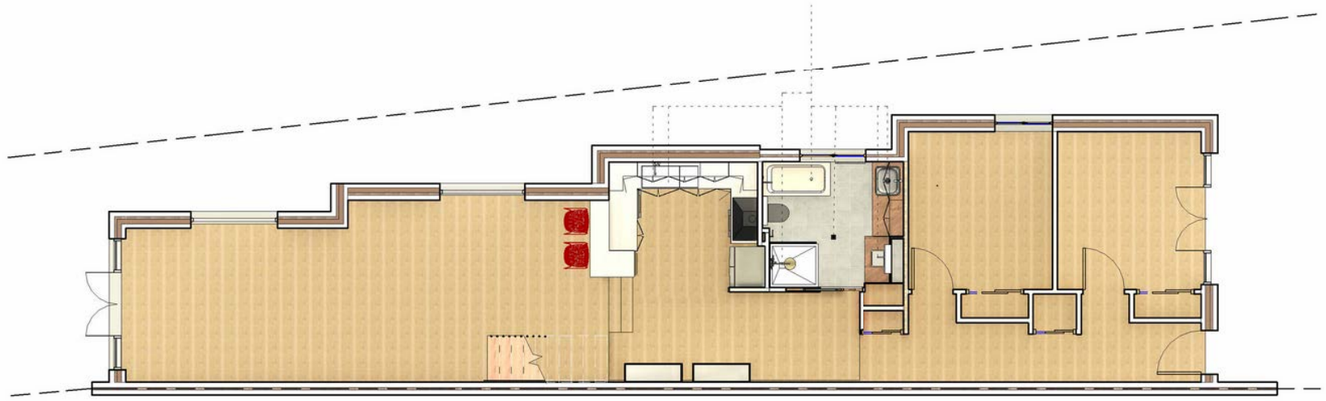

1 Hydraulic plan
1 : 100

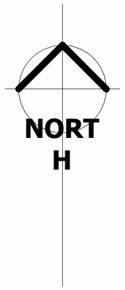

Park Road alterations and additions	Services Hydraulic Plan		
	9 Park Rd Marrickville NSW	Dwg. #	A123
		Date:	7/05/2
		Scale:	1 : 100on A3 3

Services - Hydraulic Plan

PROJECT 2 RESIDENTIAL 9A PARK ROAD MARRICKVILLE

JF Interior Designs

This project is a delicate redesign of a mid-century modern home in Cheltenham, New South Wales, for the renowned Australian cartoonist Cathy Wilcox. The design challenge was to balance modern functionality, accessibility, and aesthetic coherence within the limitations of a heritage conservation area and bushfire-prone site, as the client wanted to age in place. In order to accommodate 21st-century living, the project required a complete internal rebuild that included two adaptable bedroom suites, a creative studio, and a seamless indoor-outdoor living space, that honours the surrounding bushland. A key element was the curation of a $1 million sustainable art and designer furniture collection that embodies the client's creative legacy and individual flair. Additionally, a self-contained lower-level unit was created to accommodate future needs. Overall, this project explored life stage adaptability, environmental harmony, and timeless design through the MCM principles.



PROJECT 3 RESIDENTIAL MCM HOUSE

JF Interior Designs

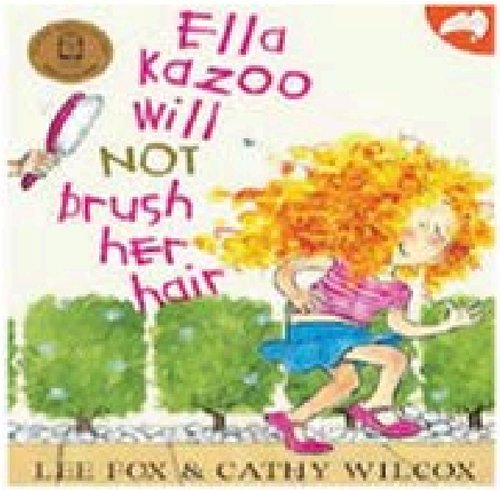





Cathy Wilcox
Cartoonist and childrens book illustrator

"She is an Australian political cartoonist and children's book illustrator, best known for her work as a cartoonist for The Sydney Morning Herald and The Age newspapers."

Humour Social Politics

CONCEPT/NOTES

PROJECT 3 RESIDENTIAL MCM HOUSE

JF Interior Designs



SITE PLAN/ANALYSIS

PROJECT 3 RESIDENTIAL MCM HOUSE

JF Interior Designs

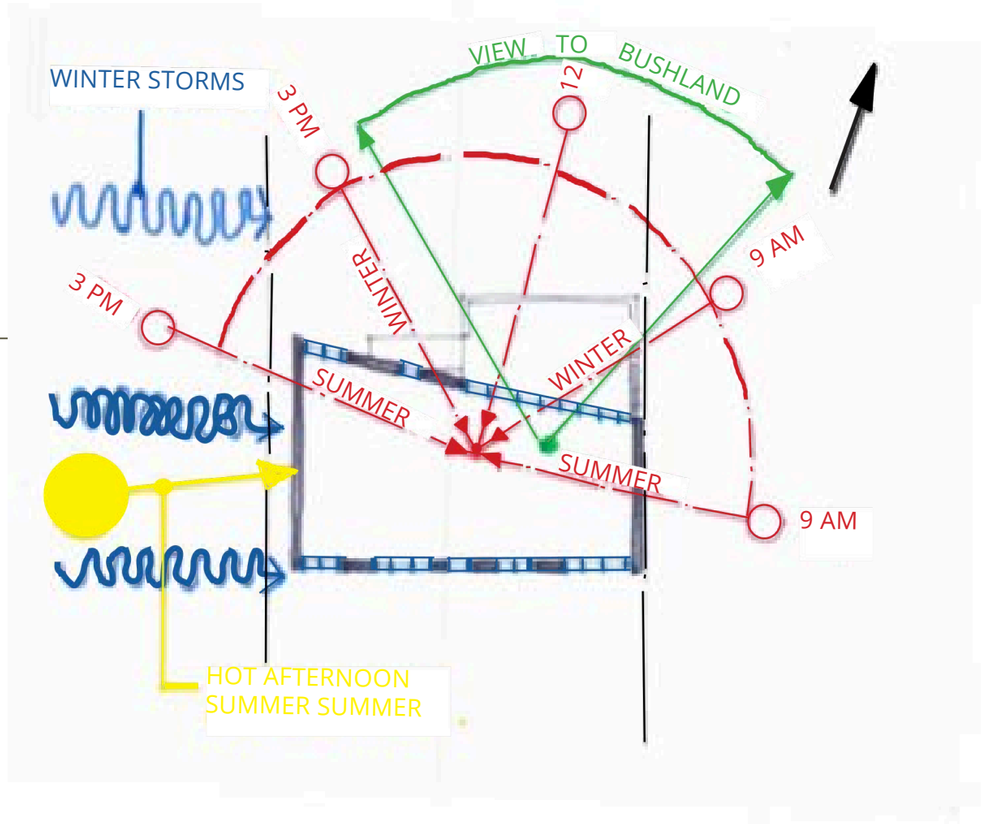

Site Plan Principal Dwelling

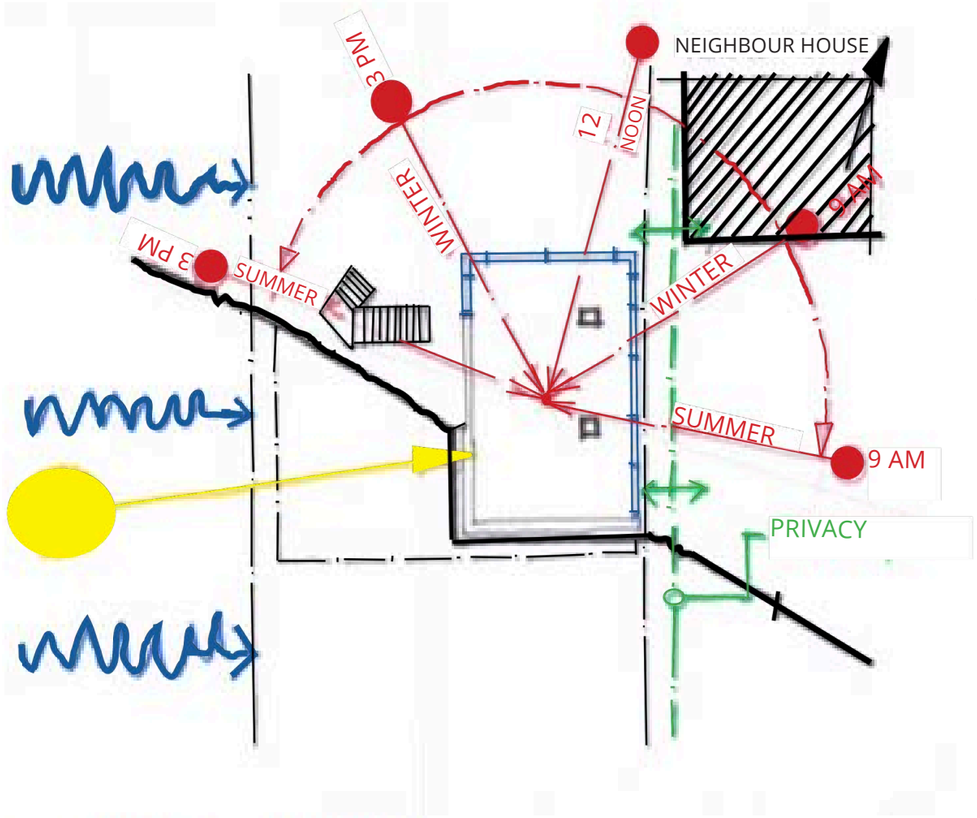

Site Plan Secondary Dwelling

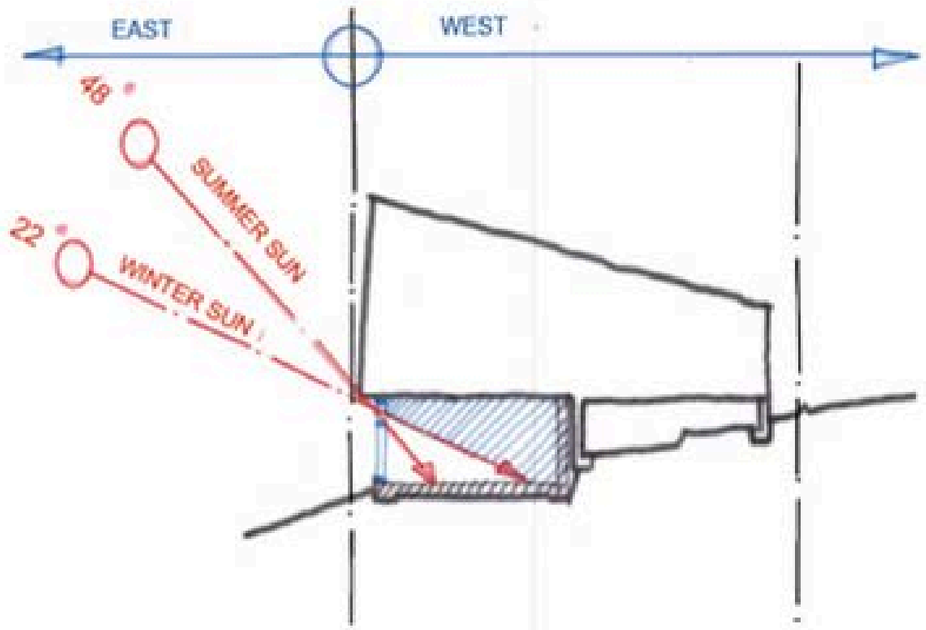

Section East and West 9am-3pm

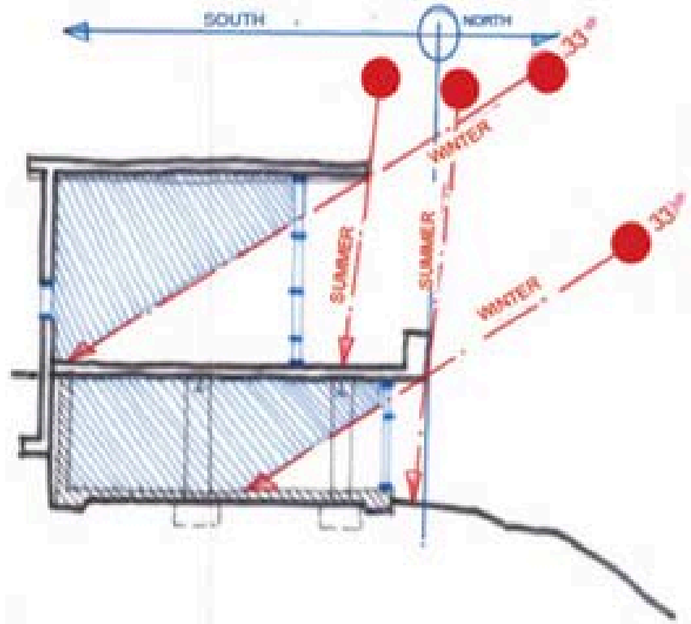

Section North and South - 12pm

SITE PLAN/ANALYSIS

PROJECT 3 RESIDENTIAL MCM HOUSE

JF Interior Designs

CROSS VENTILATION

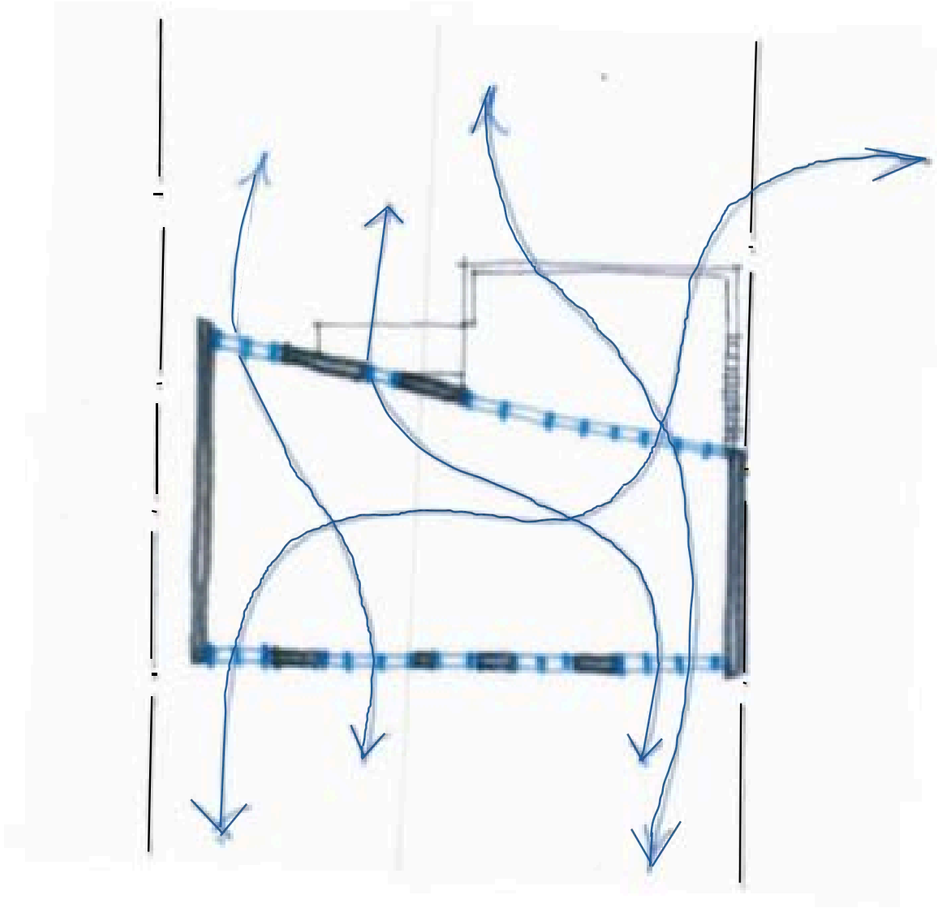

Principal Dwelling

Plan

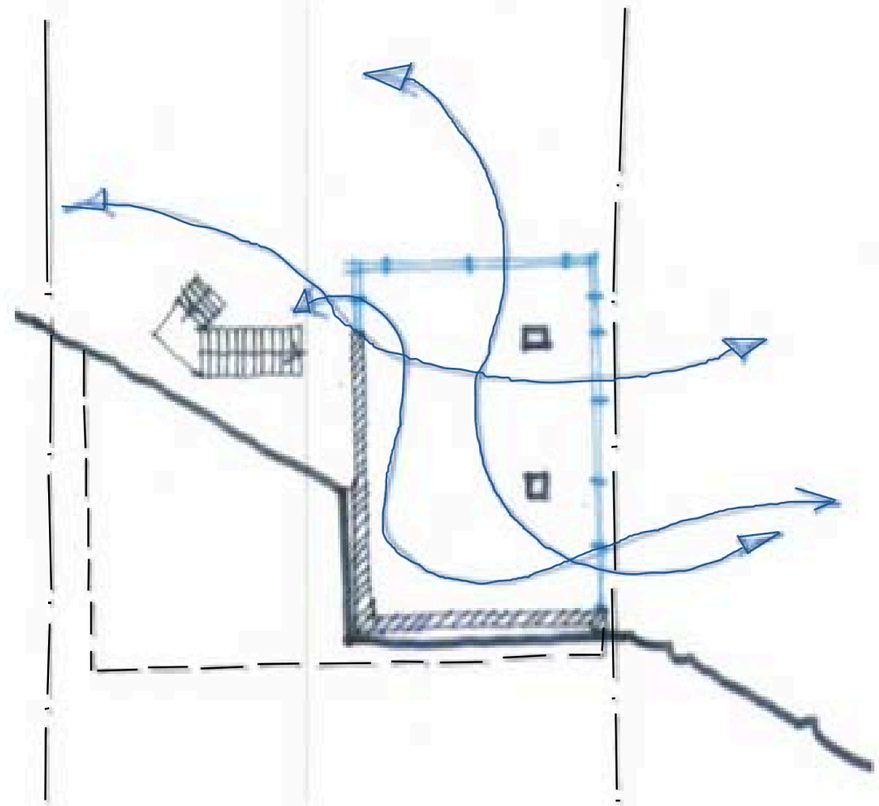

Second Dwelling

Plan

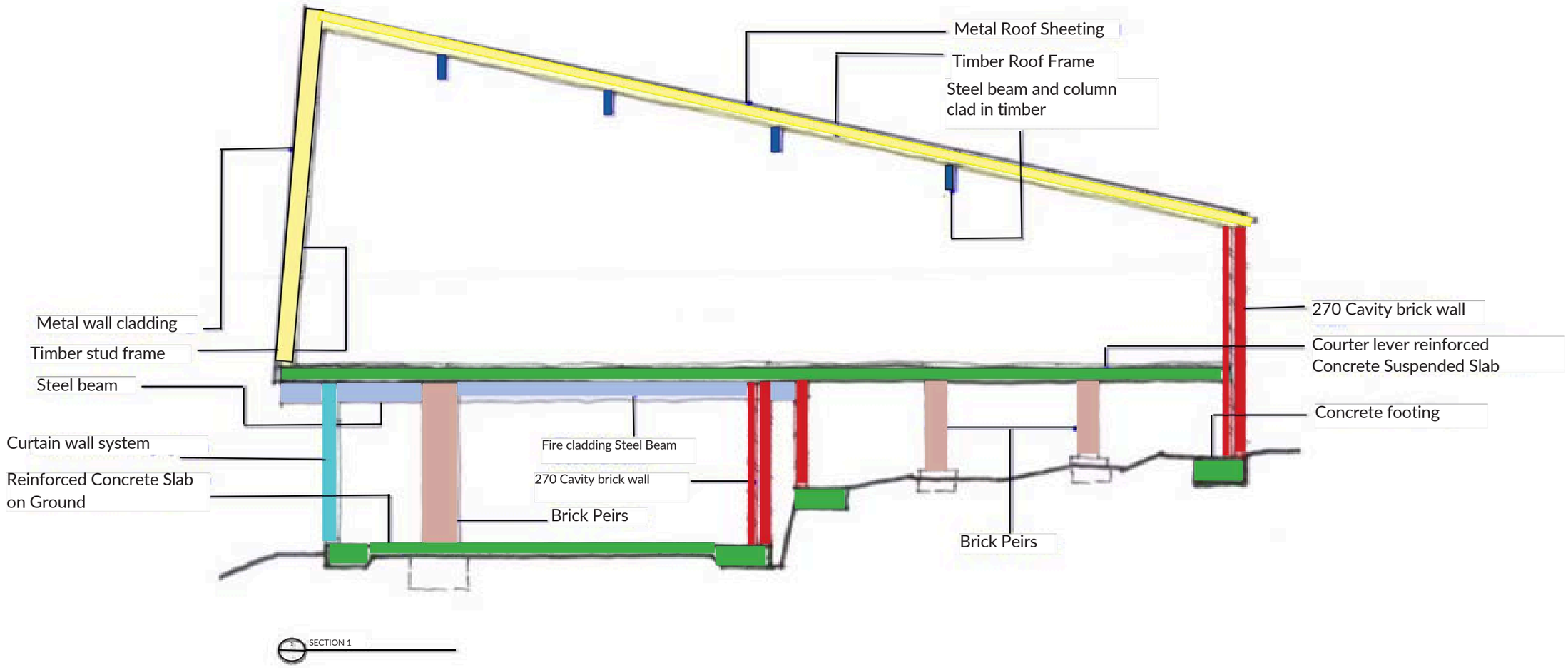

SITE PLAN/ANALYSIS - STRUCTURAL ELEMENTS

PROJECT 3 RESIDENTIAL MCM HOUSE

JF Interior Designs

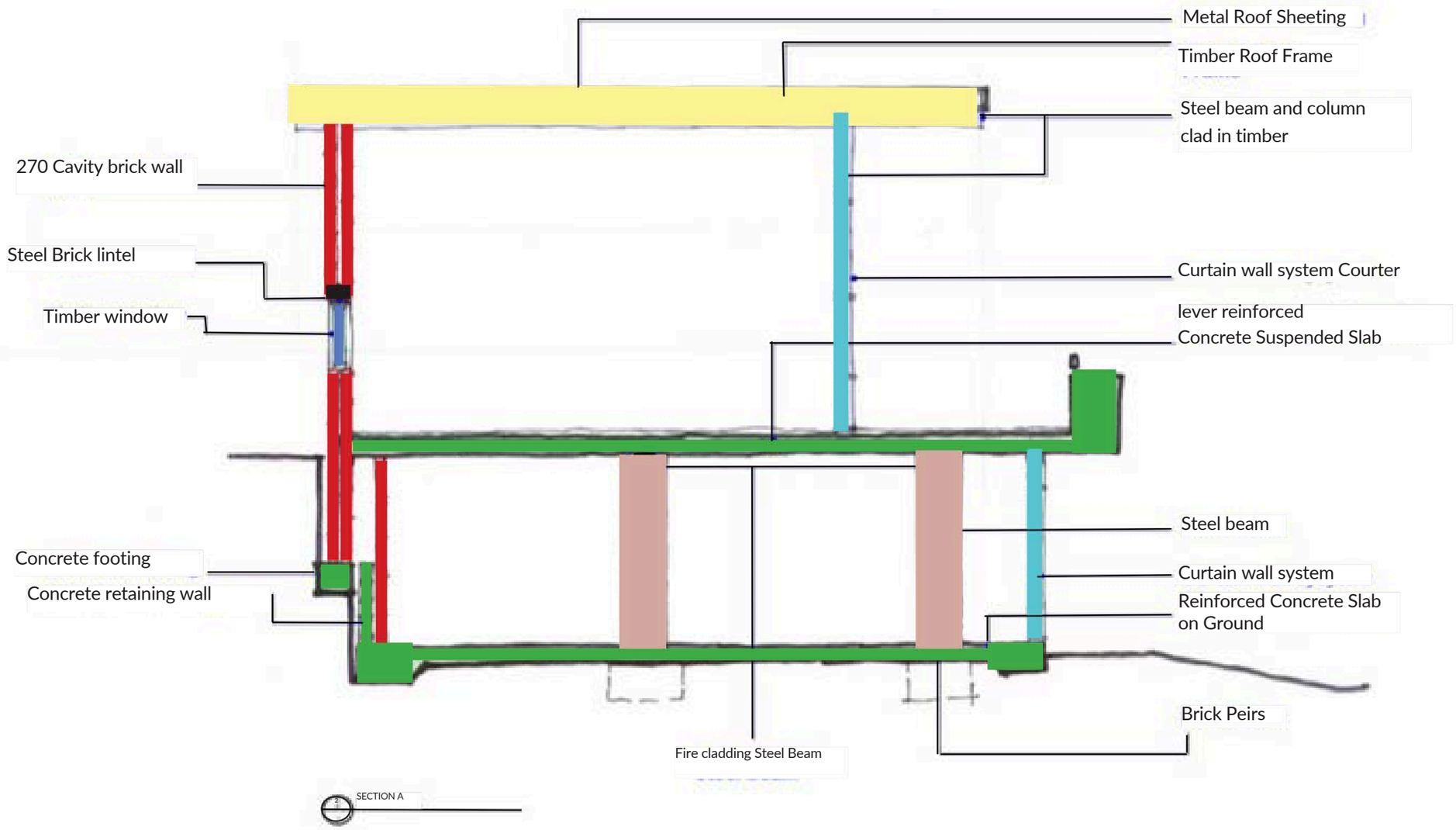

PROJECT 3 RESIDENTIAL MCM HOUSE

JF Interior Designs

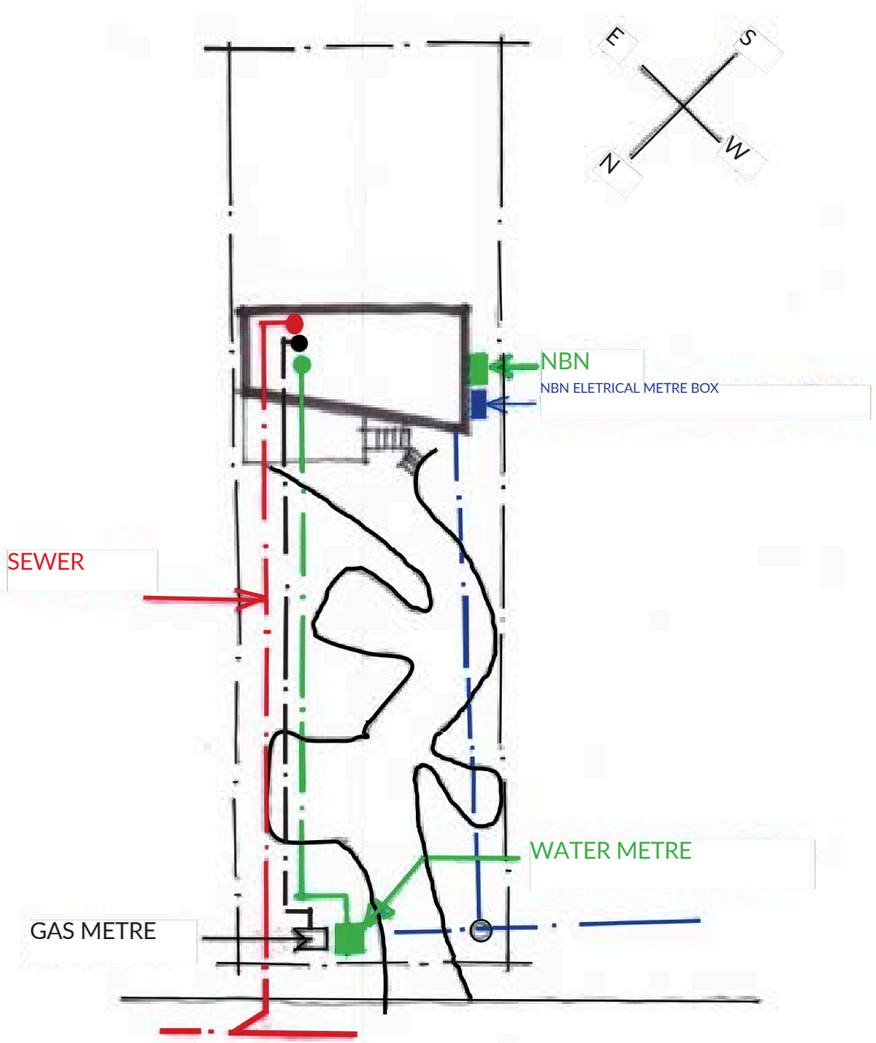

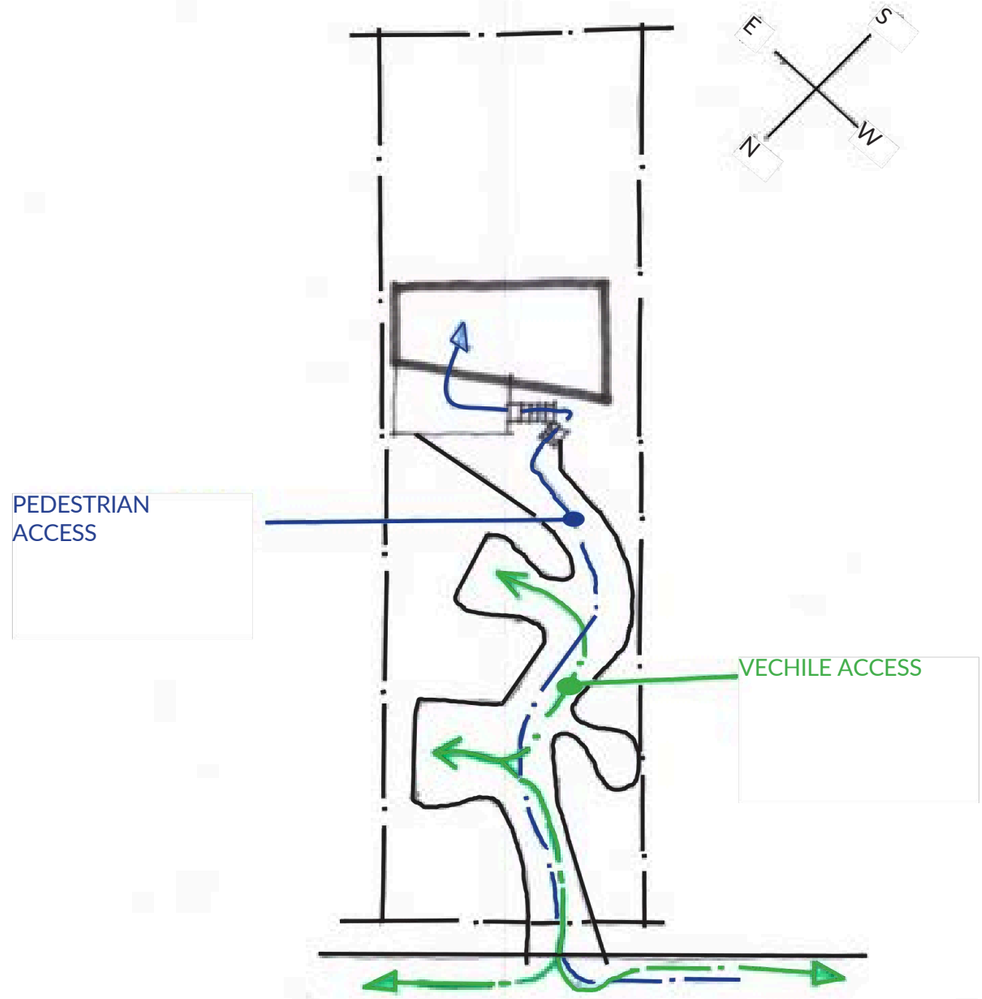

SITE PLAN/ANALYSIS - ACCESS AND SERVICES

PROJECT 3 RESIDENTIAL MCM HOUSE

JF Interior Designs



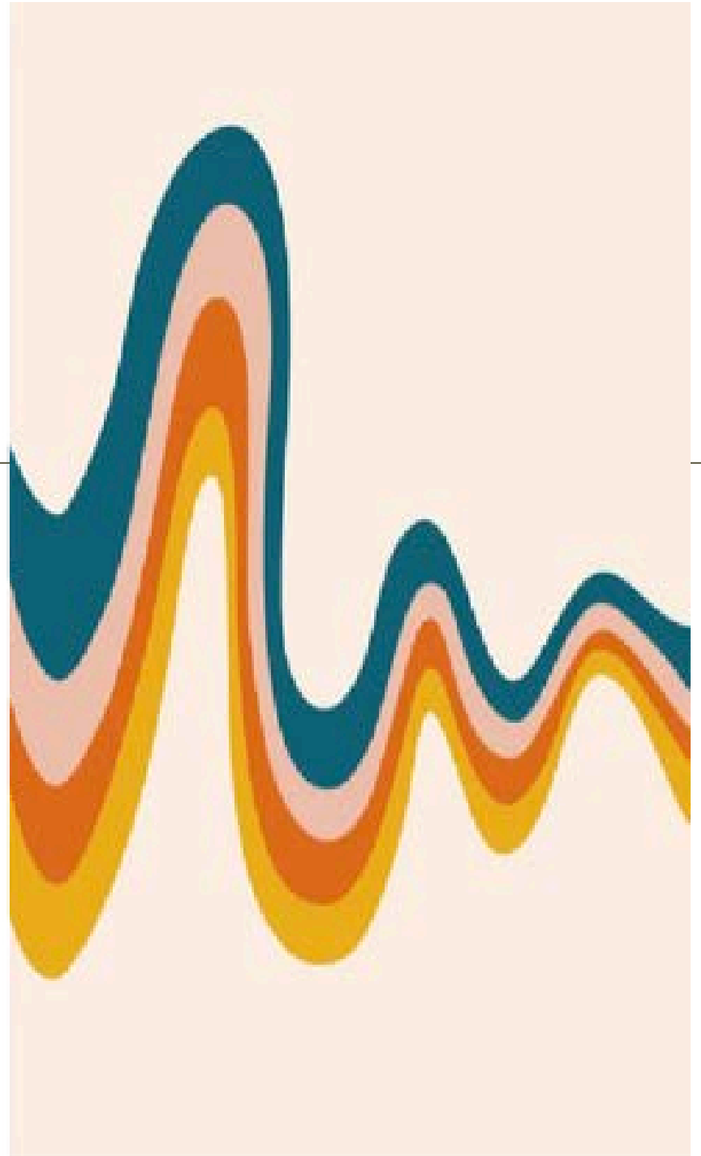

CONCEPT BOARD

PROJECT 3 RESIDENTIAL MCM HOUSE

JF Interior Designs

Teak Wood - For All cabinets except kitchen



Carpet - Stairs



Luxury Hybrid Ultimate Flooring 10.3mm
Natural Oak - Flooring of carer unit



Bridges Grid Matt Porcelain Mosaic Tile -
Kitchen and workspace benchtop



Fremantle Feature Wall & Ceiling Linings
(Tongue & Groove) - Splashback for kitchen and

Enchant Wool Carpet - Working space

Tasmanian Oak - Main house

MATERIAL BOARD

PROJECT 3 RESIDENTIAL MCM HOUSE

JF Interior Designs



Florence Knoll™ Sofa De signed by Florence Knoll 1954



Creative & Modern Yellow Solid Wood & Velvet Accent Chair with Metal Base

P latner Low Tables De signed by Warren Platner, 1966

P latner High Table - Gold De signed by Warren Platner, 1966

P latner Side Chair - Gold De signed by Warren Platner, 1966

Hartley Fabric Green/Beige Rainbow Circle Round Shaped Headboard Bed Frame Queen Size

Bailey Boucle/Velvet Bed Frame K ing Size In Pink

Rare 1970s Warren PlatnerDining Table by Knoll

Le Corbusier Set of 2 White Leather Armchairs Model, LC1 for Cassina, 1970sb

P ilot Chair for Knoll De signed by Edward Barber and Jay Osge rby, 2015

Doris Leslie BlauCollection Trays Blue Daybed by Vintage Swedish Flat Woven Parisotto+Formenton Rug by IngegerdSilow

Vintage Italian Midcentury Side Table in Brass and Glass by Giuseppe Ostuni

Mid-Century 4-in-1 Double Be d Conversion Kit - Acorn

ArcomApple-Green Nightstand by Giulio Iacchetti

Malena Green Table

Pair of EeroSaarinen Knoll Executive Chairs Full Restoration by Greenapple

Bellini Sectional Sofa Set

Coffee Table by Alexander Girard Designed by Alexander Girard, 1945

AstanoHigh Quality Vintage Cast Aluminium Outdoor Patio Set | Durable Heavy Metal Outdoor Table Chair Set | 2 Sizes -2 Designs

1966 Contour Chaise Lounge De signed by Richard Schultz, 1966



Modern Sculpture 3D wood wall art. © Hand-painted wooden cubes with vibrant bold colors.



Charles Eames Coat Hanger



Ray (Kaiser) Eames in NYC



Angela Brennan Many, almost one,1997

In the Botanical Gardens - Mid Century Modern



Color Study, Squares with Concentric Circles



Anton Roosloens screen print 'singing bird', 1975



Cubical Intrigue - Ron Deri



Cubical Intrigue 2 - Ron Deri

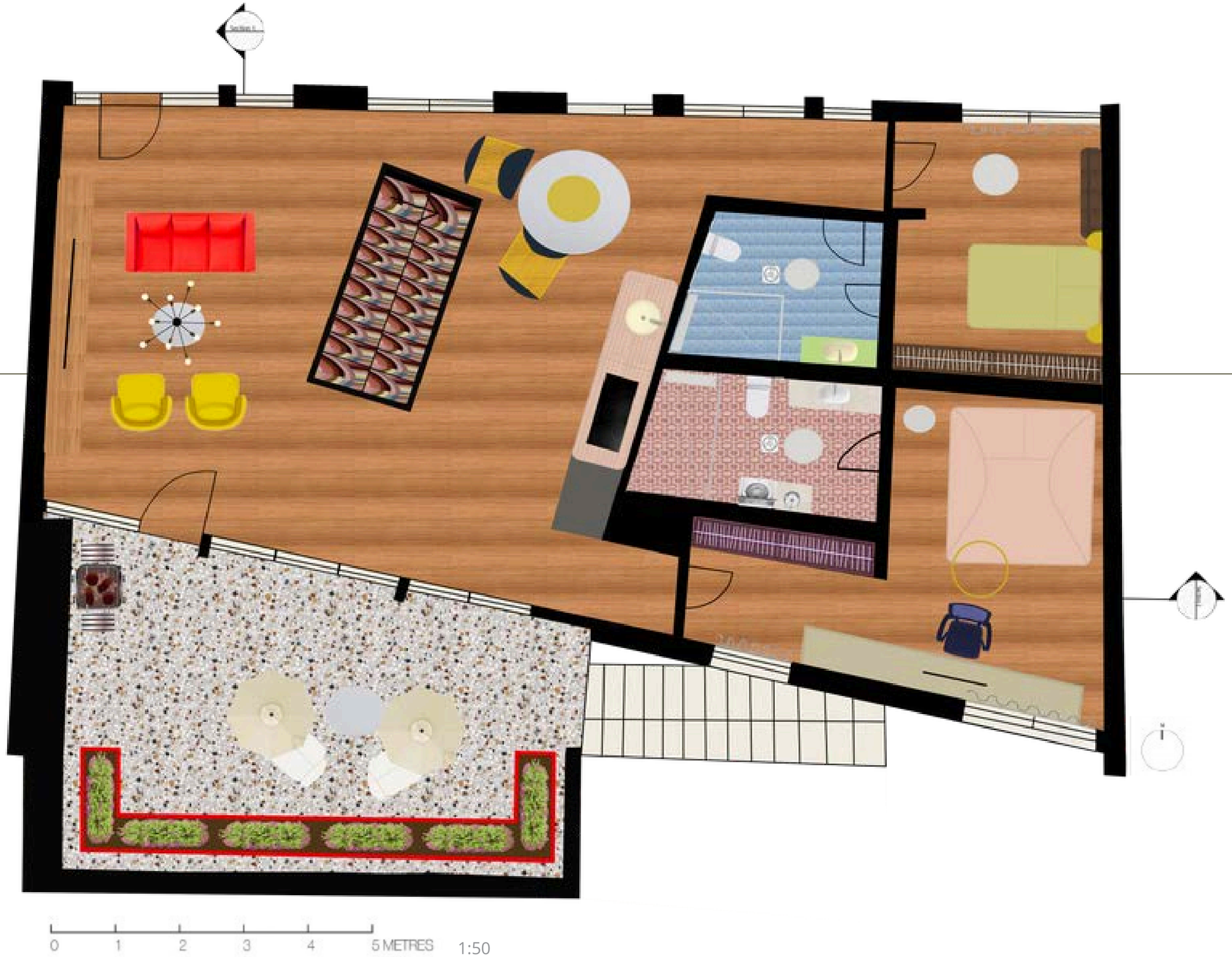

MAIN HOUSE

PROJECT 3 RESIDENTIAL MCM HOUSE

JF Interior Designs

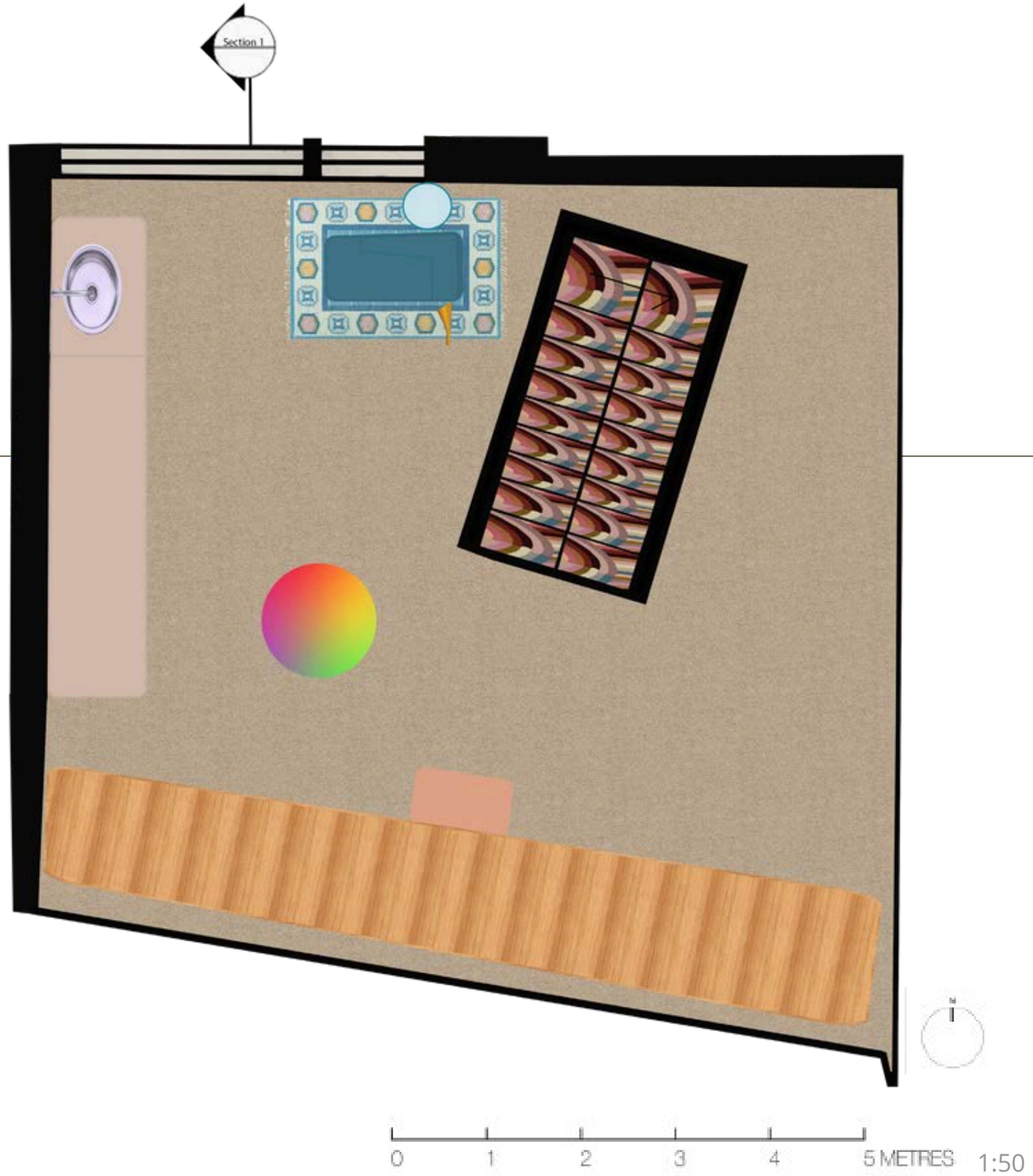

WORKING SPACE

PROJECT 3 RESIDENTIAL MCM HOUSE

JF Interior Designs

CARER UNIT & GARDEN

PROJECT 3 RESIDENTIAL MCM HOUSE

JF Interior Designs

SECTIONS - FRONT VIEW

PROJECT 3 RESIDENTIAL MCM HOUSE

JF Interior Designs

SECTIONS - SIDE VIEW

PROJECT 3 RESIDENTIAL MCM HOUSE

JF Interior Designs

PERSPECTIVE 1 - MAIN HOUSE

PROJECT 3 RESIDENTIAL MCM HOUSE

JF Interior Designs

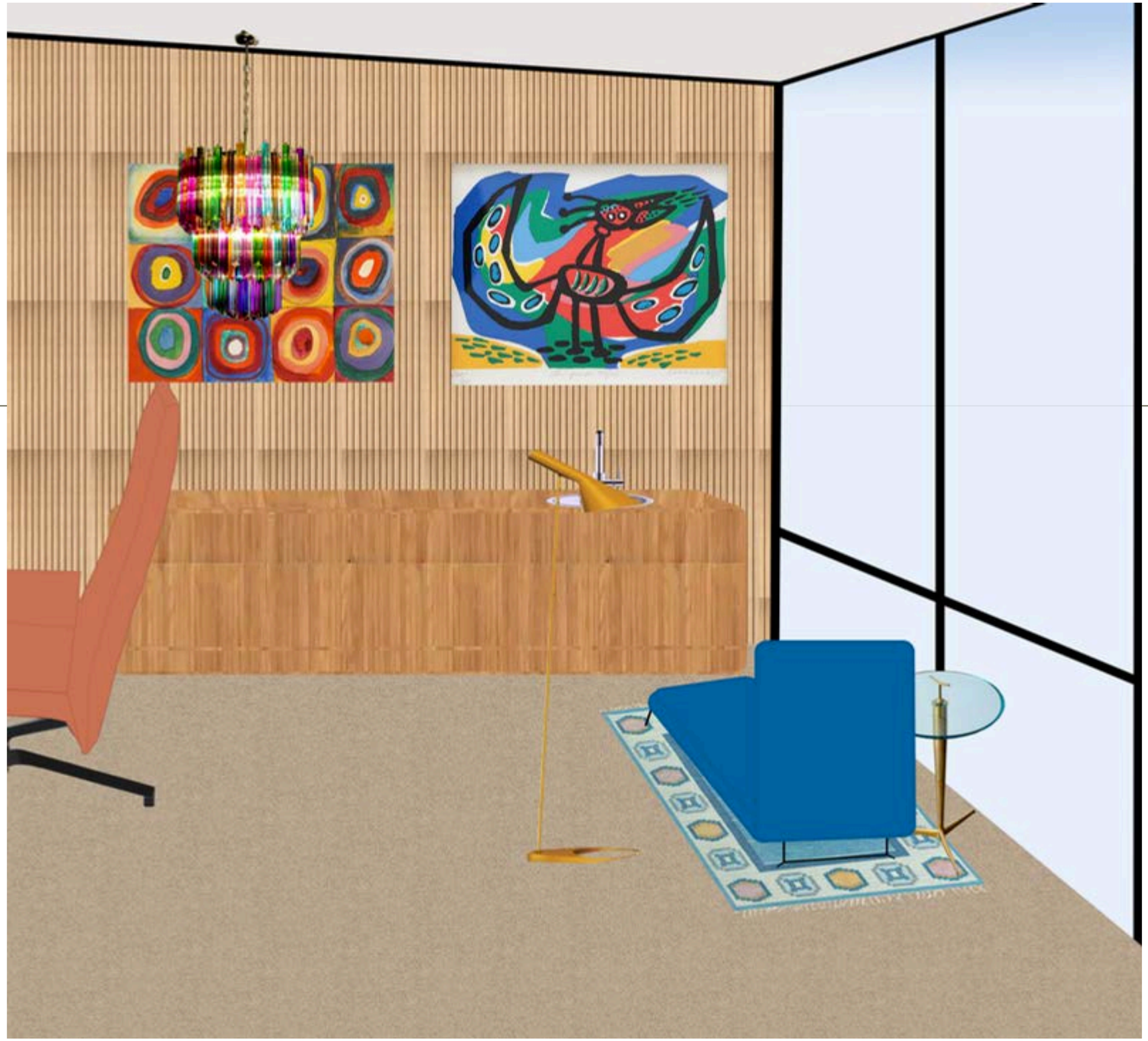

PERSPECTIVE 2 - WORKING SPACE

PROJECT 3 RESIDENTIAL MCM HOUSE

JF Interior Designs



PERSPECTIVE 3 - CARER UNIT

PROJECT 3 RESIDENTIAL MCM HOUSE

JF Interior Designs

This project explored the adaptive reuse of a historically significant 19th-century warehouse into ID+Co's interior design offices. The building's layered architectural history provided a rich narrative foundation for redesigning the lobby and vertical circulation spaces. The objective was to create a design that would honour the building's history while simultaneously establishing ID+Co as a globally renowned, forward thinking design firm. The design response was to integrate the past and present through iterative research, 3D modeling, and conceptual development. This brings the historic building's industrial character together with a bold, creative interior that expresses brand identity, improves the visitor experience, and addresses practical spatial needs, including vertical movement, reception, and cafe integration. Overall, the project demonstrated how to use contemporary interventions to communicate spatial stories while maintaining historical integrity.

PROJECT 4 COMMERCIAL 82-84 GEORGE ST REDFERN



CONCEPT BOARD

PROJECT 4 COMMERCIAL 82-84 GEORGE ST REDFERN

JF Interior Designs

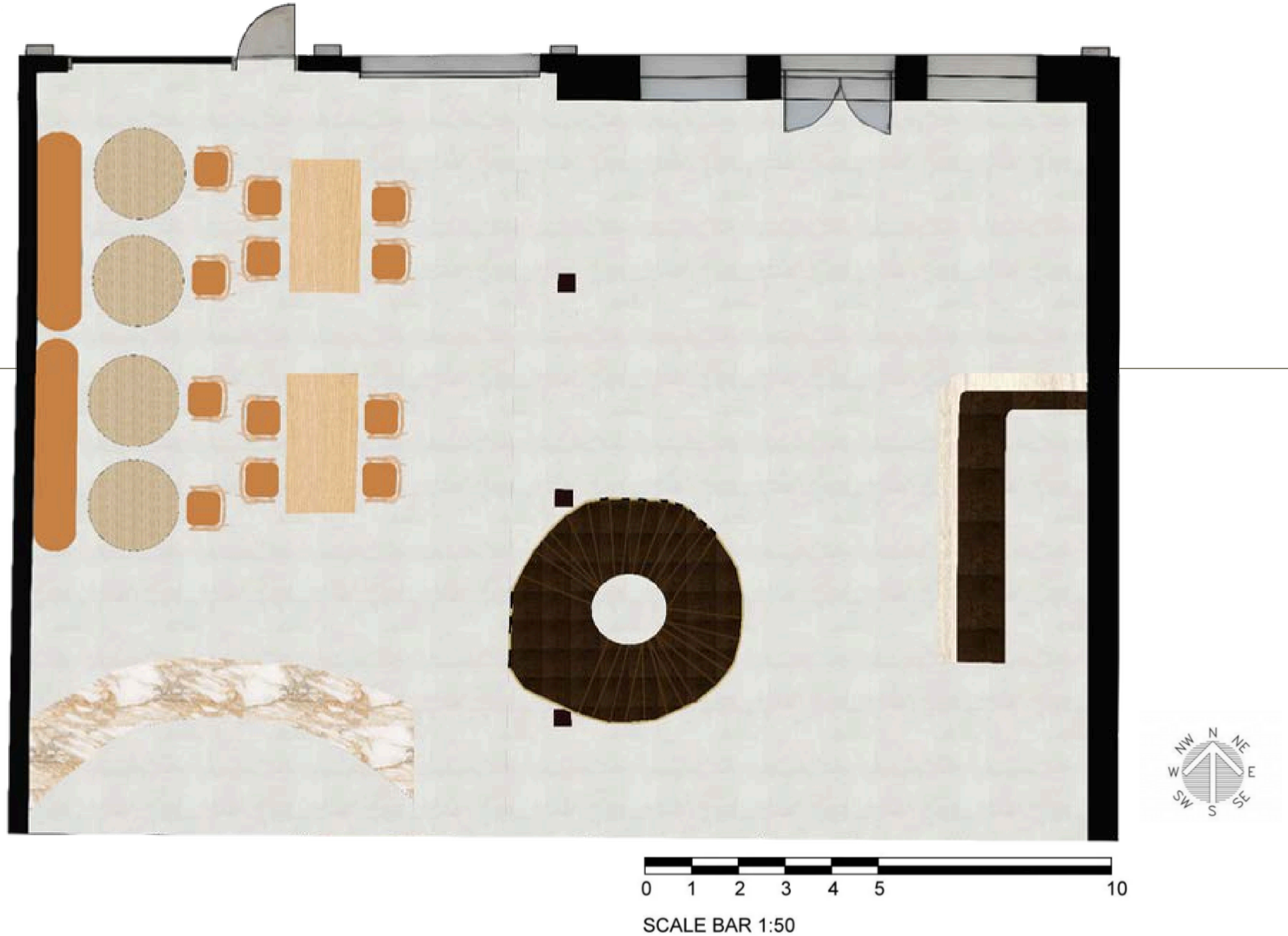

FLOORPLAN

PROJECT 4 COMMERCIAL 82-84 GEORGE ST REDFERN

JF Interior Designs

STAIRS

LEGEND
1. 3M™ DI-NOC™ FW-651 Desert Palm Walnut - https://architecturalfinishes.wrisupply.com/products/3m-di-noc-fw-651-desert-palm-walnut/

2. White plaster - https:// www.cerdo-mus.com.au/pro-duct/600x600-bac- chus-white-mat-t/?gad_source=1
3. Plank Flooring - Karn- dean LooseLay Originals Tino Vinyl Plank

3. Plank Flooring - Karn-dean LooseLay Originals Tino Vinyl Plank

4 . Brass Metal Sheet - https:// au.rs-online.com/web/p/met-al- sheets/8732487?cm_mmc=AU- PLA-DS3A-_-google-_-PLA_AU_ Pmax_RSPRO_1223-_--_-&match-type=&&gad_source=4&g- clid=C-jwKCAjwupGyBhB- BEiwA0UcqaD-Qj8iVq-qGdJ- 5fyKc0MrvTwFeCM-zavgugKQTg-z5Y_CZpNHX8Jpcl-hoCzMkQAvD_BwE&gclsrc=aw.ds

1.



2.

3.

4.

MATERIAL AND FINISHES
BOARD STAIRS

PROJECT 4 COMMERCIAL 82-84 GEORGE ST REDFERN

JF Interior Designs

RECPETION DESK AND CAFE

LEGEND

1. 3M™ DI-NOC™ FW-651 Desert Palm Walnut - https://architecturalfinishes.wrisupply.com/products/3m-di-noc-fw-651-desert-palm-walnut

2. Brushed Brass - https://www.abiinteriors.com.au/product/scalo-cabinetry-pull-pvd-brushed-brass/?utm_source=Google%20Shopping&utm_campaign=Google%20Shopping%20Feed%20AUS&utm_medium=cpc&utm_term=719756&gad_source=4&gclid=CjwKCAjwupGyBhBBEiwA0Ucqa-NUJDpiHWkyf9BuWB4zTWTM6CMyJC2a-LJ6G3S-rkMN4ENBcrKymEyhoCb-AQAvD_BwE&gclsrc=

3.White oak - https://flexipanel.com.au/products/white-oak-urbanwood/

4. Vinyl Plank Flooring - https://theflooringguys.com.au/product/karndean-looselay-originals-tino-vi-nyl-flooring/?utm_source=Google+Shopping&utm_medium=cpc&utm_campaign=NSW+Flooring&region_id=639768&gad_source=4&gclid=Cj0KCQjwlZixBh-CoARIsAIC745CioHgOw3NCZ5vxy6_axiXQt1WDG-ohrtmn8LtwWkUptrFf5FRQporAaAhChEALw_wcB

5.Polished porcelain - https://www.tfo.com.au/product/calacatta-gold-marble-look-polished-rectified-porcelain-tile-3392/?gad_source=1&gclid=Cj0KCQjwlZix-BhCoARIsAIC745DGIykJB5hh9fs6J7ZPfBVVDtFnaJ6Y-QYRCceMLIj6uhvA9mPAh9h0aAj-aEALw_wcB

6. Oak/tan leather for chairs and custom seat - https://www.rjliving.com.au/products/profile-dining-chair-oak-tan-leather#MainContent

7. Natural oak/stainless steel - https://www.eliteofficefurniture.com.au/products/in-finity-round-table-900mm?currency=AUD&-variant=42741395030190&utm_medium=cp-c&utm_source=google&utm_campaign=Google%20Shopping&stkn=65c244616ea3&gad_source=1&g-clid=CjwKCAjw_e2wBhAEEiwAyFFFo7NJeV054B-v_7yM-WYuKUprV0_lHghh5UXxb4CNVk6vZJHqxxcY-cRBoCd6AQAvD_BwE

8. Engineered Wood & Ash Veneer- https://www.freedom.com.au/product/10006179?gclsrc=aw.ds&gad_source=1&gclid=Cj0KCQjwjLGyBhCYARIsAPqTz1_ EoF-EKKj745GouJhEk9aTTfj1svl_EgT1Dd0fFW50LJYx-MXc0wq8aAhTtEALw_wcB

1.



2.

3.



4.

5.

6.

7.



8.



MATERIAL AND FINISHES BOARD RECEPTION DESK AND CAFE

PROJECT 4 COMMERCIAL 82-84 GEORGE ST REDFERN

JF Interior Designs

SECTION A - CROSS SECTION

0 1 2 3 4 5 10

SCALE BAR 1:50

SECTION B - LONGITUDINAL SECTION

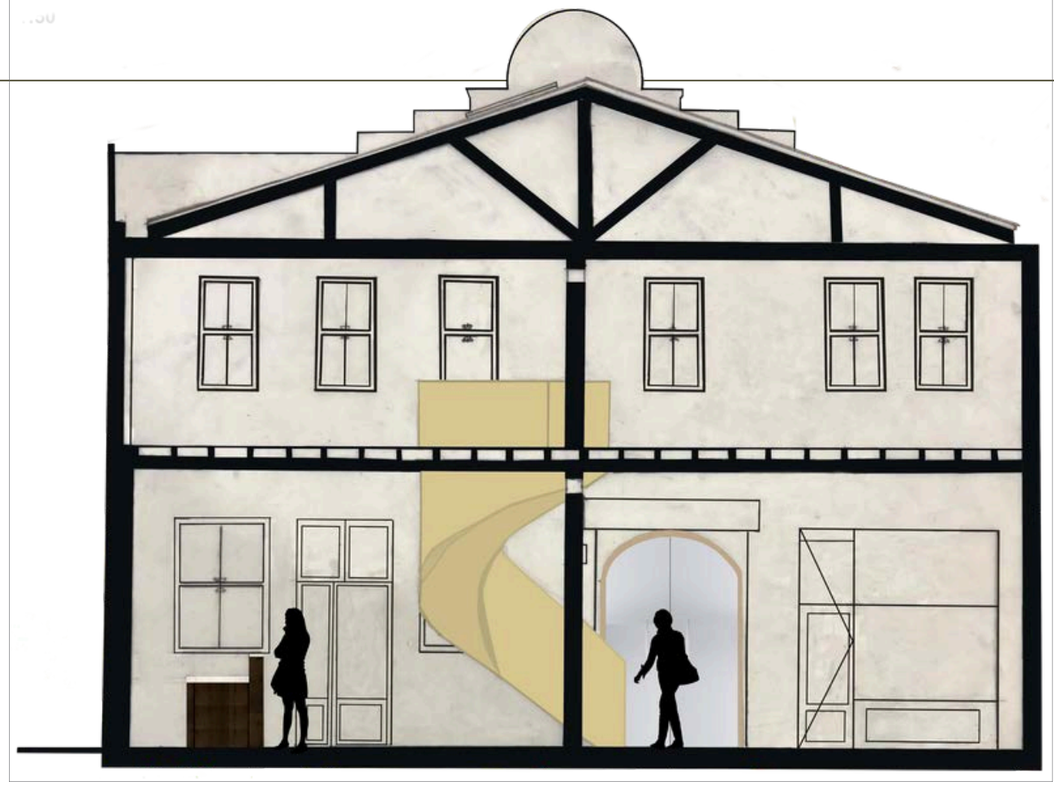

0 1 2 3 4 5 10

SCALE BAR 1:50

CROSS AND LONGITUDINAL SECTION

PROJECT 4 COMMERCIAL 82-84 GEORGE ST REDFERN

JF Interior Designs

DETAIL SCALE MODEL 1:20
RECEPTION DESK

PROJECT 4 COMMERCIAL 82-84 PROJECT 4
COMMERCIAL 82-84GEORGE ST REDFERN
GEORGE ST REDFERN

JF Interior Designs